
CAGIVA
WMX 125
CAGIVA
CAGIVA

WMX 125/86

SPECIFICATIONS

Engine

Type	2-stroke, single cylinder, piston reed valve, liquid cooled.
Bore & Stroke	56 x 50.6 mm (2.2 x 1.99 ins.)
Displacement	124.63 cc (7.604 cu. ins.)
Compression Ratio	15.5 : 1
Carburetor	Dell'Orto PHBE 36 HS Main Jet: 190; Pilot Jet: 55; Needle: K-31 (1st position from top); Atomizer: AR 266; Choke Jet: 70; Slide: 40; Air Screw: 1 - 1½ turns open. Dell'Orto PHSB 36 PS Main Jet: 195; Pilot Jet: 55; Needle: K-37 (1st position from top); Atomizer: BH 264 Choke Jet: 60; Slide: 35.
Lubrication System	Petrol mixture: (30:1) during break-in period Petrol mixture: (40:1)
Ignition System	Motoplat electronic ignition
Ignition Timing	1.85 mm (0.072 ins.) B.T.D.C.
Spark Plug	Champion: N82S, N82G, or similar NGK: B10 EG, B10 EV Nippondenso: W31ES-GU

Transmission

Type	6-speed, constant mesh
Clutch Type	Wet multiplate
Primary Transmission	By gears, 3.555 (64/18) ratio
Gear Ratio	1st: 2.153 (28/13) 2nd: 1.785 (25/14) 3rd: 1.466 (22/15) 4th: 1.250 (25/20) 5th: 1.105 (21/19) 6th: 0.952 (20/21)
Final Ratio	4.33 (52/12)

Brakes

Type	Front: Floating disc brake Rear: Internal expansion
Eff. Disc Diameter	240 mm (9.45 ins.)
Eff. Hub Diameter	130 mm (5.11 ins.)

Frame

Type	Tubular, single down tube, doubled under the engine.
Caster	28°
Trail	118 mm (4.64 ins.)
Tire Size	Front: 3.00 x 21 4PR Pirelli MT 35 Rear: 4.25 x 18 4PR Pirelli MT 35
Suspension	Front: Telescopic fork; 42 mm/dia. tubes, Marzocchi. Rear: Swing-arm (Soft Damp) w/ Ohlin shock absorber.
Front Suspension Stroke	285 mm (11.22 ins.)
Rear Suspension Sag	90 mm (3.5 ins.)
Rear Wheel Travel	310 mm (12.20 ins.)

Dimensions

Overall Length	2145 mm (84.44 ins.)
Overall Width	830 mm (32.67 ins.)
Overall Height	1215 mm (47.83 ins.)
Wheelbase	1440 mm (56.69 ins.)
Ground Clearance	355 mm (13.97 ins.)
Dry Weight	89 kg (196.20 lbs.)
Fuel Tank	8.2 lt (2.16 US gals.)

Recommended Lubricants, Fuels & Fluids

Engine Oil	700 cc (0.740 qts.) Oil Type: 20W50
Front Suspension	Left hand fork: Oil level: 90-80 mm (3.5-3.2 ins.) Oil type: SAE 15 Right hand fork: Oil level: 190-180 mm (7.5-7.0 ins.) Oil type: SAE 15
Gasoline	Leaded 98 O.N.
Brake Fluid	DOT 4

Engine Overhaul

Cylinder-piston Clearance	0.03 - 0.05 mm (0.0012 - 0.002 ins.) Service Limit: 0.08 mm (0.00315 ins.)
Piston Ring End Gap	0.35 - 0.50 mm (0.0137 - 0.0196 ins.) Service Limit: 0.7 mm (0.026 ins.)
Reed Valve Stopper Opening	23 mm (0.9 ins.)
Clutch Friction Plate Thickness	3.05 - 2.95 mm (0.120 - 0.116 ins.) Service Limit: 2.8 mm (0.11 ins.)
Clutch Spring Tension	17.5 - 19.5 kgs. (20.7 mm) 38.58 - 42.98 lbs. (0.81 ins.)

INDEX

INDICE - INDEX - INDEX - INHALTSVERZEICHNIS

Tavola - Drawing
Table - Bild

1 Attrezzi di assistenza - Service Tools - Outils d'assistance - Hilfsausrüstung
2 Testa, cilindro, pistone, manovellismo - Cylinder head, cylinder, piston, crankshaft - Culasse, cylindre, piston et manivelle - Zylinderkopf, zylinder, Kolben, Kurbeltrieb
3 Distribuzione - Valve timing - Distibution - Steuerung
4 Raffreddamento - Cooling - Refroidissement - Wasserkühlung
5 Basamento - Crankcase - Carter - Gehäuse
6 Coperchi basamento - Crankcase covers - Couvercles carter - Gehäusedeckel
7 Avviamento a pedale - Kick starter - Pedal de mise en marche - Tretnanlasse
8 Trasmissione primaria, Frizione - Primary drive, Clutch - Trasmission primarie, Embrayage - Erster antrieb, Kupplung
9 Cambio velocità - Transmission - Boîte de vitesse - Wechselgetriebe
10 Comando cambio - Shifter - Commande de vitesse - Gangschaltung
11 Parte elettrica - Ignition system - Parties électriques - Elektrische teile
12* Carburatore - Carburetor - Carburateur - Vergaser
12A• Carburatore - Carburetor - Carburateur - Vergaser
13 Aspirazione e filtro aria - Air box and filter - Aspiration et filtre - Ansaugen und filter
14 Telaio - Frame assembly - Châssis - Rahmen
15 Sospensione anteriore - Front fork assembly - Suspension AV. - Teleskopgabel
16 Forcellone, sospensione posteriore - Swing arm and rear suspension - Fourche, suspension AR. - Gabel, Hint. Aufhängung
17 Manubrio e comandi - Handlebar and controls - Guidon et commandes - Lenke und Steverórgane
18 Comando freno posteriore - Rear brake control - Commande frein AR - Hinto Bremse
19 Carenature, parafanghi, sella, manuale uso e man. - Fenders, chain guard, seat and owner's manual - Carenature, garde-boues, siège et emploi d'entretien - Verkleidung, Koftlügel, sattel und Handbuch
20 Serbatoio carburante - Gas tank - Reservoir carburant - Kraftstoffbehälter
21 Scarico - Exhaust system - Tuyau d'échappement - Auspuffrohr
22 Ruota anteriore - Front wheel - Roue AV - Vorterrad
23 Ruota posteriore - Rear wheel - Roue AR - Hinterrad

*: F.m. 4N002485
•: D.m. 4N002486

N° CATALOGO - CATALOG No. - Nr. CATALOGUE - KATALOG Nr.: 50518 PAGINA EMESSA Novembre '85 - PAGE ISSUED November '85 - PAGE IMPRIME Novembre '85 - SEITE HERAUSGEGEBEN November '85

INFORMAZIONI GENERALI

Questo catalogo è stato preparato per richiedere con esattezza le parti di RICAMBIO del motociclo **WXM 125/86 CROSS.**
Nelle ordinazioni indicare sempre e solamente:
1) il numero dei particolari seguito dalla descrizione;
2) il colore per i pezzi verniciati o comunque colorati;
3) il numero d'identificazione (matricola) del motociclo.
Le indicazioni di destra e sinistra si riferiscono ai due lati della macchina rispetto al guidatore seduto in sella.

GENERAL INFORMATION

This catalog has been prepared for your convenience when ORDERING PARTS for **WMX 125/86 CROSS**.
The following instructions should be followed very carefully when ordering parts:
1) indicate part number and description;
2) indicate colour for painted parts;
3) indicate V.I.N. number.
Right side and left side indicated in this catalog are referred to rider seating on motorcycle.

INFORMATIONS GENERALES

Ce catalogue a été préparé pour faciliter le client dans sa commande de pièces de RECHANGE pour les motocyclettes **WMX 125/86 CROSS.**
Pour toute commande, indiquer toujours et soulements:
1) le numéro de la piece suivi de sa description;
2) la couleur des pièces peintes;
3) le numéro d'identification (matricule) de la motocyclette.
Les indications del droite e gauche se rapportent aux deux côtes de la motocyclette par rapport au conducteur assis sur la selle.

ALLGEMEINE INFORMATIONEN

Dieser Katalog wurde vorbereitet um die Möglichkeit zu geben, dass die ERSATZTEILE mit höchster Genauigkeit angefordet werdwn können und zwar für das Motorrad **WMX 125/86 CROSS.**
1) den Auftägen ist immer und nür folgendes anzugeben;
2) die Farbe für die lakierten Teile;
3) die Herstellungsnummer des Motorrades.
Die Angaben für rechts und links beziehen sich auf die beiden Seiten des Motorrades und zwar so gesehen, wie es der Fahrer sieht, wenn er im Sattel sitzt.

NOTE - LIST - NOTES - NOTE:
F.m.: Fino alla matricola - Until V.I.N. - Jusqu'au matricule - Brs zu Matrikee
D.m.: Dalla matricola - From V.I.N. - Du matricule - Vom Matrikel

D	Germania, Germany, Allemagne, Deutschland
CH	Svizzera, Switzerland, Suisse, Schweizer
LI	Ligier, Ligier, Ligier, Ligier
I	Italia, Italy, Italie, Italien
USA	Stati Uniti d'Ameria, United States of America, Etats Units d'Amerique, Vereinigte Staaten von Amerika
GB	Gran Bretagna, Great Britain, Grand Bretagne, Groos Britan
BR	Brasile, Brazil, Brasile, Brasilien
CDN	Canada, Canada, Canada, Kanada
TA	Tahiti, Tahiti, Tahiti, Tahiti

Il n° di matricola iniziale del motociclo WMX 125/86 CROSS è 4N001501
Initial part number of the motorcycle WMX 125/86 CROSS is 4N001501
Le primiere numéro de matricule de la motorcyclette WMX 125/86 CROSS est 4N001501
Die nummer der anfangsmatrikel vom motorrad WMX 125/86 CROSS ist 4N001501

Emesso: Novembre 1985
Iussed: November 1985
Imprimé: Novembre 1985
Herausgegeben: November 1985

INDICE NUMERICO PROGRESSIVO / NUMERICAL INDEX / INDEX NUMERIQUE / NUMMERNVERZEICHNIS

DISEGNO DRAWING DESSIN ZEICHNUNG	PAGINA PAGE PAGE SEITE	DISEGNO DRAWING DESSING ZEICHNUG	PAGINA PAGE PAGE SEITE	DISEGNO DRAWING DESSING ZEICHNUG	PAGINA PAGE PAGE SEITE
1199	28	21929	5	32867	18
1261/20	16	22271	27-29	33055	3
1261/30	16	22613	8	33192	13
1261/50	16	22946	11	33211	18
1271/80	16	23114	32	33303	15
1261/100	16	23158	17	33424	14
1676	20	23979	18	33427	14
1688	32	23981	18	33536	28
1911	20	23983	18	33564	23
2124	10	23985	18	33607	32
2709	16-17	23990	18	33781	13
4103	18	25044	13	34002	22
4167	24	25397	4	34013	13
4553/30	12	27142	20	34064	10
4553/60	12	27143	20	34067	10
4553/80	12	27521	5-22	34083	8
4646	22	27910/31	18	34087	13
5761/52	18	27912/40	18	34128/14	18
5761/55	18	27960	11	34204	10
5893/20	31	28055/30	14	34292/3 ÷ 6	6
5893/40	31	28055/80	14	34358	4
5893/60	31	28055/100	14	34451	11
5893/80	31	29042	18	34475	10
5934	23	29058	30	35086	18
6096/8	14	29116	21	35106	13
6597	10-11	29117	21	35109	13
6725/3	10	29452/266	18	35408	4
6925	26	29452/264	18	35620	6
7719	10	29627	30	35900	23
7989/30	14	29861	16	36124	30
7989/50	14	30232	27	36334	7
7989/80	14	30343	25	36357	10
7989/100	14	30344	25	36380	10
9128	29	30793	14	36430/5/6/7/8	14
9671	12	30794	18	36430/10	14
9854	33	30809	29	36440	8
10290	10	30820	13	36441	14
10904/3	12	31060	28	36459	14
11524	10	31106	22	36461	16
11794/3 ÷ 6	5	31128	21	36462	16
12029	18	31388	11	36463	16
12030	18	31485	13	36468	22
12032/70	18	31492	33	36653	10
12033	18	31632	29	37078	4
12034	18	31743	14	37120	11
12041/190	18	31748	7-10	37121	8
12041/195	18	31748	11	37133	10
12045	18	31756/8	9	37134	11
12046	18	31768	14	37135	11
12048	18	31773	14	37136	10
12451	18	31813	13	37198	10
12723	26	31830	13	37439	32
13346	30	31854	29	37622	19
14822	9	32064	23	37632	19
15658	30	32065	21	37636	8-27
17040	16	32069/80	24	37637	28
18048	19	32069/100	24	37650	28
18648	30	32069/120	24	37656	8-27
18922	28	32102	28	37745	24-28
19563	13	32203	12	37746	19
19620	10	32389	10	37841	25
19789	15	32854	18	37872	19
20066	23	32855	18	37906	19
21810	17	32859/36	18	37947	19
21811	17	32860	18	37961	21
21812	25-28	32861	18	37969	22
21954	21	32866	18	37982	21

N° CATALOGO - CATALOG No. - Nr. CATALOGUE - KATALOG Nr.: 50516 PAGINA EMESSA Novembre '85 - PAGE IUSSED November '85 - PAGE IMPRIME Novembre '85 - SEITE HERAUSGEGEBEN November '85

INDICE NUMERICO PROGRESSIVO / NUMERICAL INDEX / INDEX NUMERIQUE / NUMMERNVERZEICHNIS

DISEGNO DRAWING DESSIN ZEICHNUNG	PAGINA PAGE PAGE SEITE	DISEGNO DRAWING DESSING ZEICHNUNG	PAGINA PAGE PAGE SEITE	DISEGNO DRAWING DESSING ZEICHNUG	PAGINA PAGE PAGE SEITE
37991	22	38805	25	42175	32
38110/30	15	38956	23	42177	32
38110/80	15	38963	33	42179	32
38110/90	15	39031	27	42240	7
38110/100	15	39338/3	15	42277	4
38110/110	15	39338/4	15	42278	7
38115	24	39338/5	12-15	42351	18
38214	11	39630	4	42487	16
38215	11	39726	30	42548	14
38216	9	39729	30	42643	10
38265	7	39730	30	42672	26
38388	13	39876	13	42673	26
38389	13	39899	4	43065	5
38397	6	39900	17	43067	4
38419/3 ÷ 8	7	39925	5	43101	30
38438	13	39930	14	43122	8
38439	10	39931	14	43123	8
38515	10	39932	14	43124	8
38516	10	39934	14	43159	23
38518	10	39936	15	43283	33
38519	7-11	39937	14	43353	21
38520	4-11	39939	14	43441	20
38529	4	39940	14	43474	20
38531/1 ÷ 4	4	40220	13	43496	20
38533/3 ÷ 6	4	40393	14	43513	13
38533/8	4	40684	25	43524	23
38534	4	40719	20	43526	23
38535	4	40720	20-24-32	43527	23
38549	9	40754	32	43530	23
38550	9	40767	28	43534	23
38551	9	40796	32	43535	23
38552	8	40813	28	43537	24
38553	8	40833	21	43538	23
38586	33	40907	3	43540	24
38608	29	40913	11	43541	24
38610	12	41100	14	43587	26
38612	12	41107	16	43590	29
38613	12	41253	21	43591	29
38614	12	41280	30	43592	28
38615	12	41394	21	43593	28
38616	12	41512	23-26-30	43595	32
38617	12	41673	32	43595	32
38618	12	41674	32	43597	29
38620	12	41675	32	43598	29
38622	12	41681	32	43599	29
38623	12	41686	32	43600	29
38624	12	41690	33	43633	8
38706	16	41693	32	43634	8
38707	16	41694	32-33	43635	8
38708	16	41696	33	43636	27
38711	16	41697	33	43637	8
38712	16	41698	33	43638	8
38713	16	41699	33	43639	8
38721	16	41700	33	43640	8
38724	16	41707	23	43709	34
38726	13	41712	23	43714	8
38727	13	41714	23	43715	8
38728	16	41720	32	43716	8
38748	28	42022	23	43717	8
38752	28	42023	17-24	43718	3
38764	24	42024	23	43719	3
38767	24	42027	23	43720	3
38768	24	42028	23	43722	30
38769	25	42029	23	43724	30
38799	25	42030	23	43726	24
38801	25	42168	30	43734	30
38802	25	42172	30	43736	30

INDICE NUMERICO PROGRESSIVO / NUMERICAL INDEX / INDEX NUMERIQUE / NUMMERNVERZEICHNIS

DISEGNO DRAWING DESSIN ZEICHNUNG	PAGINA PAGE PAGE SEITE	DISEGNO DRAWING DESSING ZEICHNUNG	PAGINA PAGE PAGE SEITE	DISEGNO DRAWING DESSING ZEICHNUG	PAGINA PAGE PAGE SEITE
43737	30	47160	16	49495	24
43738	27	47282	13	49527	22
43739	27	47487	20	49528	22
43747	27	47496	16	49597	30
43822	25	47513	22	49598	32
43823	3	47519	14	49722	9
43824	3	47520	15	49723	27
43825	26	47571	24	49744	5
43889	30	47853	16	49788	5
43890	30	47903	21	49792	4
43914	32	47981	22	49933	28
43943	33	47982	22	50018	28
43944	20	48380	21	50019	27
43945	20	48396	21	50020	27
43946	20	48401	22	50275	27
43947	20	48408	27	50665	21
43965	5	48414	27	50666	21
43966	4	48413	27	50667	22
43980	8	48415	27	50668	21
43981	8	48419	24	50669	21
44014	20	48435	23	50670	22
44068	18	48436	23	50671	22
44091	19	48437	29	50672	22
44293	18	48530	20	50673	21
44314	17	48531	20	50675	22
44393	21	48533	20	50676	22
44396	21	48534	20	50677	22
44944	22	48535	20	50678	22
44965	33	48661	25	50679	22
44978	11	48752	26	50680	22
45022	10	48753	26	50681	22
45030	21	48770	24	50682	21
45062	13	48771	30	50683	21
45381	5	48772	31	50684	21
45426	29	48773	31	50685	22
45490	27	48774	33	50686	21
45491	27	48775	33	N1049-G22	7
45492	27	48780	30	N1077-G22	10-27-35
45493	27	48783	30	N1078-G22	27-29
45495	24	48786	32	N1079-G0	16
45497	24	48787	32	N1079-G22	17-23-27
45498	20	48837	20	N1080-G22	30
45499	20	48838	20	N1081-G22	13-16-26-27
46139	28	48840	26	N1083-G22	33
46140	24	48888	25	N1085-G22	26
46145	25	48913	25	N1089-G22	23
46155	5	48915	25	N1137-G22	29
46159	10	48916	25	N1140-G22	20
46169	29	48917	25	N1144-G22	30
46171	23	48918	25	N1146-G22	32
46172	24	48919	30	N1152-G22	20
46173	24	48954	7	N1153-G22	20
46225	16	48955	7	N2482-G22	15
46226	16	48956	6	N2487-G22	13-17
46327	33	48957	6	N2489-G22	7
46383	17	48962	17	N2505-G22	10
46412	3	48970	19	N2509-G22	4-11
46426	30	48971	19	N2511-G22	4-8
46644	31	49035	32	N2512-G22	10
46645	31	49036	30	N2514-G22	10
46664	31	49465	14	N2517-G22	8
46665	31	49466	14	N2557-G22	21-24
46666	31	48487	24	N2558-G22	21
46667	31	49489	24	N2569-G22	20
46694	27	49492	24	N2870-G22	7
46913	33	49493	24	N2900-G22	29-35
46965	11	49494	24	N4103-G22	25

INDICE NUMERICO PROGRESSIVO / NUMERICAL INDEX / INDEX NUMERIQUE / NUMMERNVERZEICHNIS

DISEGNO DRAWING DESSIN ZEICHNUNG	PAGINA PAGE PAGE SEITE	DISEGNO DRAWING DESSING ZEICHNUNG	PAGINA PAGE PAGE SEITE	DISEGNO DRAWING DESSING ZEICHNUG	PAGINA PAGE PAGE SEITE
N7330-G22	7				
N7335-G22	11				
N7350-G22	28				
N7540-G22	27				
N15031-G22	6				
N15032-G22	7				
N15033-G22	26				
N15064-G22	20-24				
N15066-G22	24				
N15193-G19	8-21-27-29				
N15195-G22	29				
N15213-G22	24				
N15501-G22	27				
N15503-G22	15-17				
N15504-G22	4-20-21-23 26-29-30-32				
N15506-G22	20-24-29-30				
N15508-G22	23				
N15536-G22	17-27-29-32				
N15538-G22	29-30				
N15548-G22	19-24				
N15549-G22	8-19-27				
N15580	11				
N15766-G22	17				
N20067-G22	26				
N21002	17				
N21202-GO	12-16				
N21204-GO	12				
N21206	12				
N21213	12				
N21300-GO	22				
N21312-GO	30				
N21507	12				
N21938	21				
N29004	30-32				

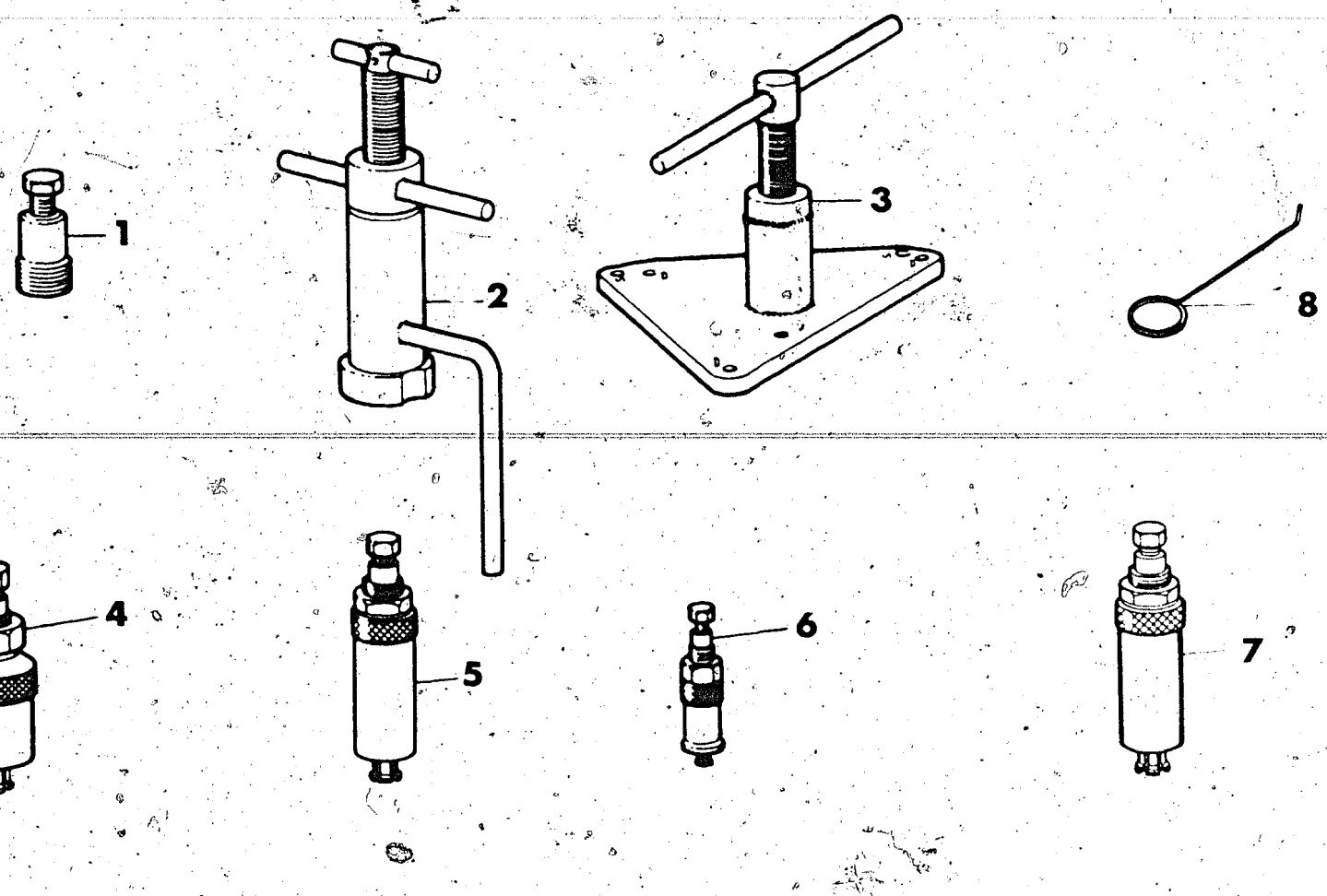

Index No. Pos. N.	Code N. Nr. Code N. Cod. Code Nr.	DENOMINAZIONE	NAME	DESIGNATION	BESHREIBUNG	Q'ty Q.tà Q.te M ge	Validity Validità Validité Gültig
1	40907	Estrattore rotore accensione	Rotor puller	Extracteur pour rotor allumage	Auszieher rotor zündung	1	
2	43719	Attrezzo mont. alb. motore nel carter sinistro	Installing tool. crankshaft left	Outil pour montage vilebrequin dans le demicarter G.	Werkzeug um kubelw ins rechts halbegehäuse zu montieren	1	
3	43718	Attrezzo separaz. semicarter e smont. alb. motore	Crankcase splitting tool and crankshaft disassembly	Outil pour demontage carters et vilebrequin	Werkzeug um Halbgeh	1	
4	43720	Estrattore per cuscinetto alb.cambio	Tool for bearing	Extracteur pour roulement	Abzieher für rollenlayers	1	
5	43823	Estrattore boccola a rullini alb. primario	Main shaft needle bearing puller	Extracteur pour roulement à aguilles	Auszieher für nadelkafing	1	
6	43824	Estrattore per boccole a rullini rinvio com. valvola, cuscinetto pompa acqua e rinvio com. valvola	Extracteur for roller bearing bushing valve drive gear, bushing water pump and valve drive gear	Extracteur pour coquille à aiguille renvoi com. soupape, palier pompe et renvoi com. soupape	Abzieher für Lagerrollebüchse Ventilantrieborgelage, wasserpumpelagerund Ventilantriebuorgelage	1	
7	33055	Estrattore anello di tenuta pompa acqua	Extractor for seal ring water pump	Extracteur pour bague d'étancheité pompe à eau	Abzieher für Wasserpump Manchette	1	
8	46412	Attrezzo controllo distanza tra valvola di scarico e pistone	Control tool between relief valve and piston	Outil controlle écartement soupape décharge et piston	Kontrollwerkzeug Abstand ablassventill und Kolben		

TESTA CILINDRO, CILINDRO, PISTONE, MANOVELLIMO
CYLINDER HEAD, CYLINDER, PISTON, CRANKSHAFT
CULASSE, CYLINDRE, PISTON, VILEBREQUIN
ZYLINDERKOPF, ZYLINDER, KQLBEN, KURBERWELLE

DRAWING-TAVOLA
TABLE-BILD

2

WMX 125/86 CROSS

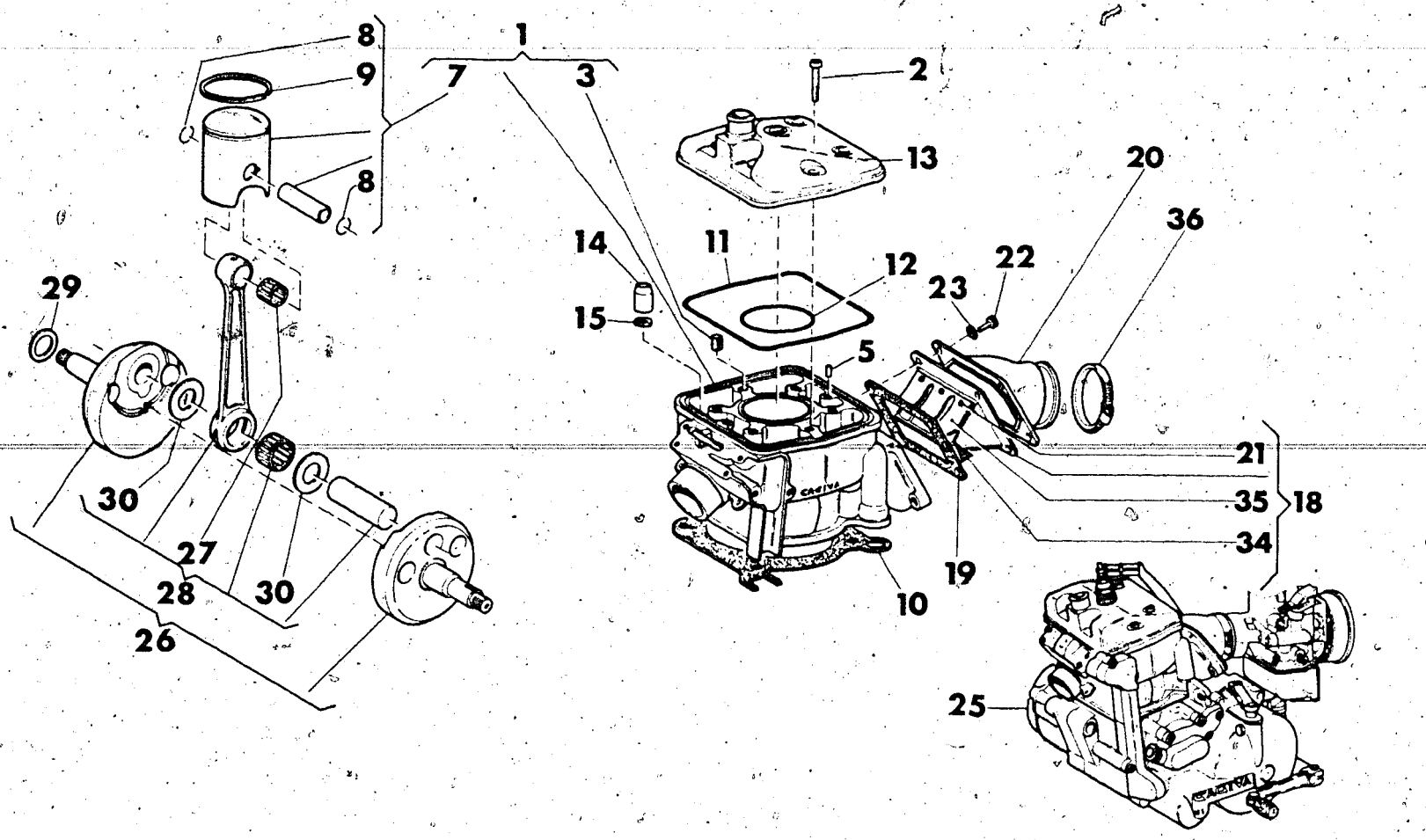

Index No. Pos. N.	Code N. Nr. Code N. Cod. Code Nr.	DENOMINAZIONE	NAME	DESIGNATION	BESHREIBUNG	Q.ty Q.tà Q.te M.ge	Validity Validità Validité Gultig
1	38529	Assieme cilindro	Cylinder assy	Cylindre compl.	Zylinder Kpl.	1	
2	N2511-G22	Vite fiss. testa	Stud bolt	Goujon prisonnier	Stiftscraube	6	
3	49792	Heli-coil	Heli-coil	Heli-coil	Heli-coil	6	
5	38520	Spina rif. testa	Split pin	Goupile	Federhülse	2	
7		Assieme pistone	Piston assy	Piston compl.	Kolben Kpl.	1	
	38531/1	B: Ø55,97	B Ø55,97	B Ø55,97	B Ø55,97		
	38531/2	C: Ø55,98	C Ø55,98	C Ø55,98	C Ø55,98		
	38531/3	D: Ø55,99	D Ø55,99	D Ø55,99	D Ø55,99		
	38531/4	E: Ø56,00	E Ø56,00	E Ø56,00	E Ø56,00		
8	34358	Anellino ritegno spinotto	Circlip	Bague d'arret	Federring Kolben	2	
9	42277	Segmento	Piston ring	Segment	Ringpaar	1	
10	38533/3	Guarniz. base cilindro sp. 0,3 mm.	Gasket thick 0,3 mm.	Joint épaiss 0,3 mm.	Dichtung st. 0,3 mm.	1	
	38533/4	Guarniz. base cilindro sp. 0,4 mm.	Gasket thick 0,4 mm.	Joint épaiss 0,4 mm.	Dichtung st. 0,4 mm.	1	
	38533/5	Guarniz. base cilindro sp. 0,5 mm.	Gasket thick 0,5 mm.	Joint épaiss 0,5 mm.	Dichtung st. 0,5 mm	1	
	38533/6	Guarniz. base cilindro sp. 0,6 mm.	Gasket thick 0,6 mm.	Joint épaiss 0,6 mm.	Dichtung st. 0,6 mm.	1	
	38533/8	Guarniz. base cilindro sp. 0,8 mm.	Gasket thick 0,8 mm.	Joint épaiss 0,8 mm.	Dichtung st. 0,8 mm.	1	
11	38534	Guarnizione OR esterna	«O» Ring	Joint «O»	O-Ring	1	
12	39630	Guarnizione OR interna	«O» Ring	Joint «O»	O-Ring	1	
13	39899	Testa motore	Cylinder head	Culasse	Zylinder Kopf	1	
14	38535	Dado	Nut	Ecrou	Mutter	4	
15	25397	Rosetta	Washer	Rondelle	Scheibe	4	
18	43966	Valvola di aspirazione compl.	Inlet valve assy	Soupape d'aspiration compl.	Einlaßventil Kpl	1	
19	43067	Guarnizione	Gasket	Joint	Dichtung	1	
20	37078	Raccordo carburatore	Union	Raccord	Anschluss	1	
21	35408	Vite	Screw	Vis	Schraube	6	
22	N2509-G22	Vite	Screw	Vis	Schraube	4	
23	N15504-G22	Rosetta	Washer	Rondelle	Scheibe	4	

N° CATALOGO - CATALOG No. - Nr. CATALOGUE - KATALOG Nr.: 50516 PAGINA EMESSA Novembre '85 - PAGE IUSSED November '85 - PAGE IMPRIME Novembre '85 - SEITE HERAUSGEGEBEN November '85

TESTA CILINDRO, CILINDRO, PISTONE, MANOVELLIMO CYLINDER HEAD, CYLINDER, PISTON, CRANKSHAFT CULASSE, CYLINDRE, PISTON, VILEBREQUIN ZYLINDERKOPF, ZYLINDER, KOLBEN, KURBERWELLE	DRAWING-TAVOLA TABLE-BILD	2 WMX 125/86 CROSS

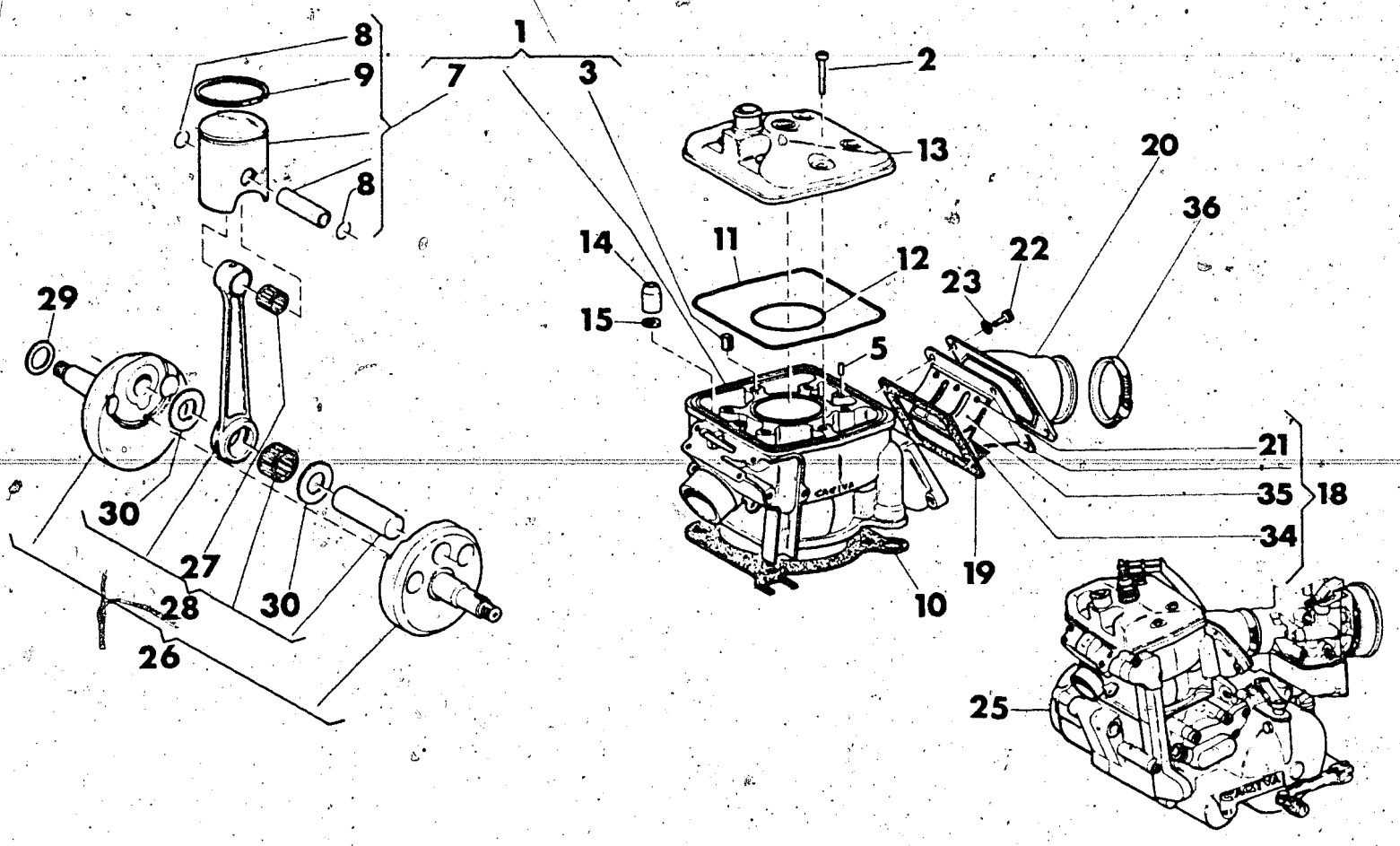

Index No. Pos. N.	Code N. Nr. Code N. Cod. Code Nr.	DENOMINAZIONE	NAME	DESIGNATION	BESHREIBUNG	Q.ty Q.tà Q.te M.ge	Validity Validità Validité Gultig
25	49788	Motore completo di carburatore, leve avviamento, comando cambio, frizione e candela	Engine assy with carburetor, starting lever, gearbox, clutch control lever, spark plug	Moteur compl. de carburetor, levier demarrage, commande changement de vitesse, embrayage et bougie	Motor mit vergaser Anlasser Gang-Hebel, Kupplung und Zündkerze Kpl.	1	
26	46155	Assieme albero motore	Crankshaft assy	Vilebrequin compl.	Kurbelwelle Kpl.	1	
27	21929	Gabbia piede di biella	Needle bearing	Roulement a aiguille	Nadelkafig	1	
28	39925	Biella motore completa	Connecting rod assy	Bielle compl.	Pleuelstange Kpl.	1	
29		Rondella rasamento sp.	Washer crankshaft thrust	Rondelle d'épaulement	Anlaufscheibe	1	
	11794/3	0,3 mm	0,3 mm	0,3 mm	0,3 mm		
	11794/4	0,4 mm	0,4 mm	0,4 mm	0,4 mm		
	11794/5	0,5 mm	0,5 mm	0,5 mm	0,5 mm		
	11794/6	0,6 mm	0,6 mm	0,6 mm	0,6 mm		
30	45381	Rondella di rasamento	Washer crankshaft	Rondelle d'épaulement	Anlaufscheibe	2	
34	43965	Lamella	Plate	Lamelle	Lamelle	2	
35	43065	Piastrina fermo corsa lamella	Plate	Plaque	Platte	2	
36	27521	Fascetta	Clamp	Collier	Schelle	1	
—	49744	Gruppo guarnizioni ed anelli di tenuta motore	Engine gaskets and seals set	Serie joint moteur	Motor Dichtungsgruppe	1	

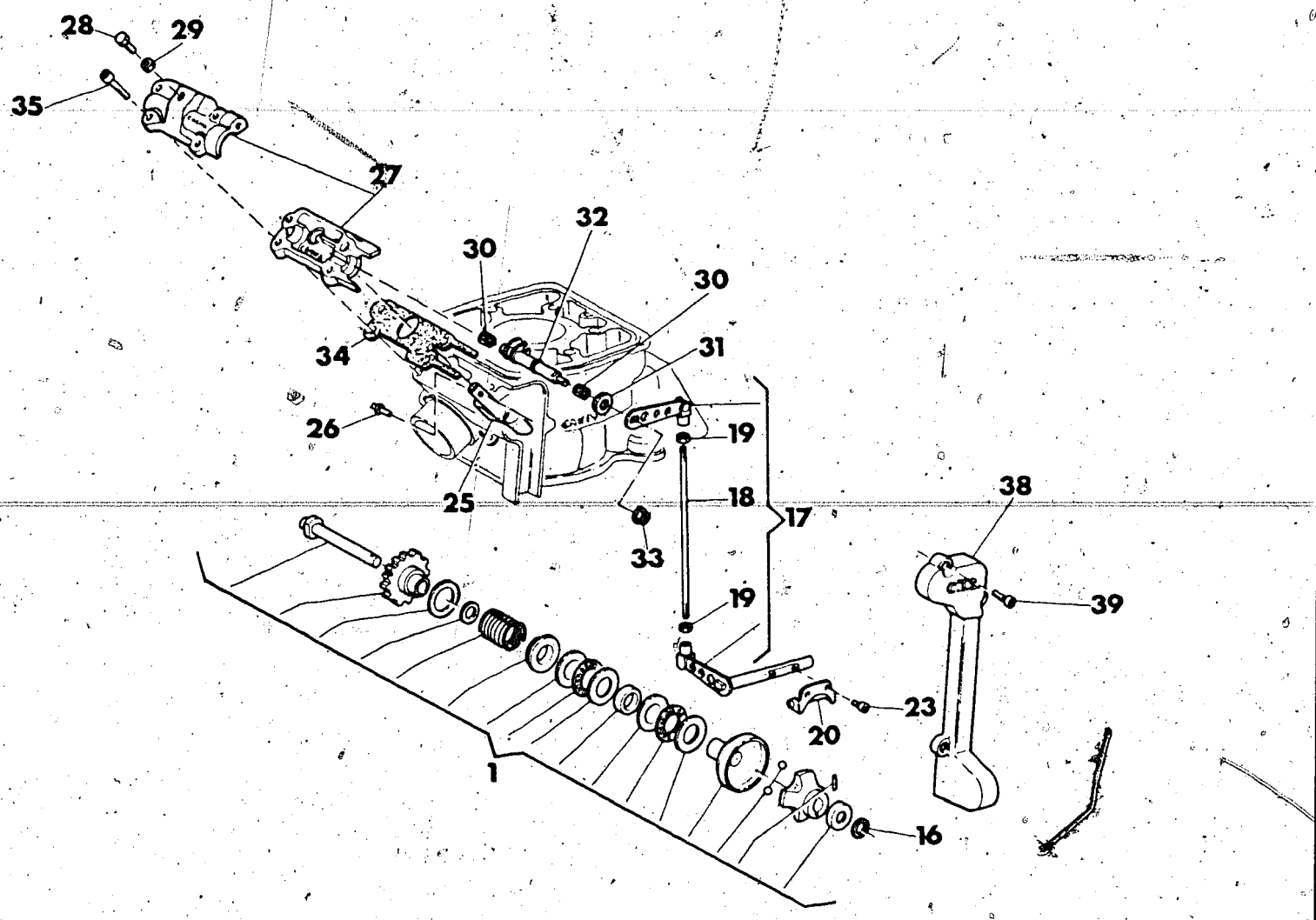

Index No. Pos.- N.	Code N. Nr. Code N. Cod. Code Nr.	DENOMINAZIONE	NAME	DESIGNATION	BESHREIBUNG	Q.ty Q.tà Q.te M.ge	Validity Validità Validité Gultig
1	38397	Regolatore com. valvola di scarico	Valve drive regulator	Registre com. soupape	Regler für Abzapventilantrieb	1	
16		Rosetta di rasamento	Thrust washer	Rondelle d'epaulement	Anlaufscheibe	1	
	34292/3	sp. 0,3 mm.	0,3 mm.	0,3 mm.	0,3 mm.		
	34292/4	sp. 0,4 mm.	0,4 mm.	0,4 mm.	0,4 mm.		
	34292/5	sp. 0,5 mm.	0,5 mm.	0,5 mm.	0,5 mm.		
	34292/6	sp. 0,6 mm.	0,6 mm.	0,6 mm.	0,6 mm.		
17	48957	Leveraggio completo com. valvola	Lever assy	Levier compl.	Hebel Kpl.	1	
18	48956	Asta	Rod	Barre	Stange	1	
19	N15031-G22	Dado	Nut	Ecrou	Mutter	2	
20	35620	Forcella com. valvola	Toggle valve drive	Fourchette compl. soupape	Gestängegabel	1	

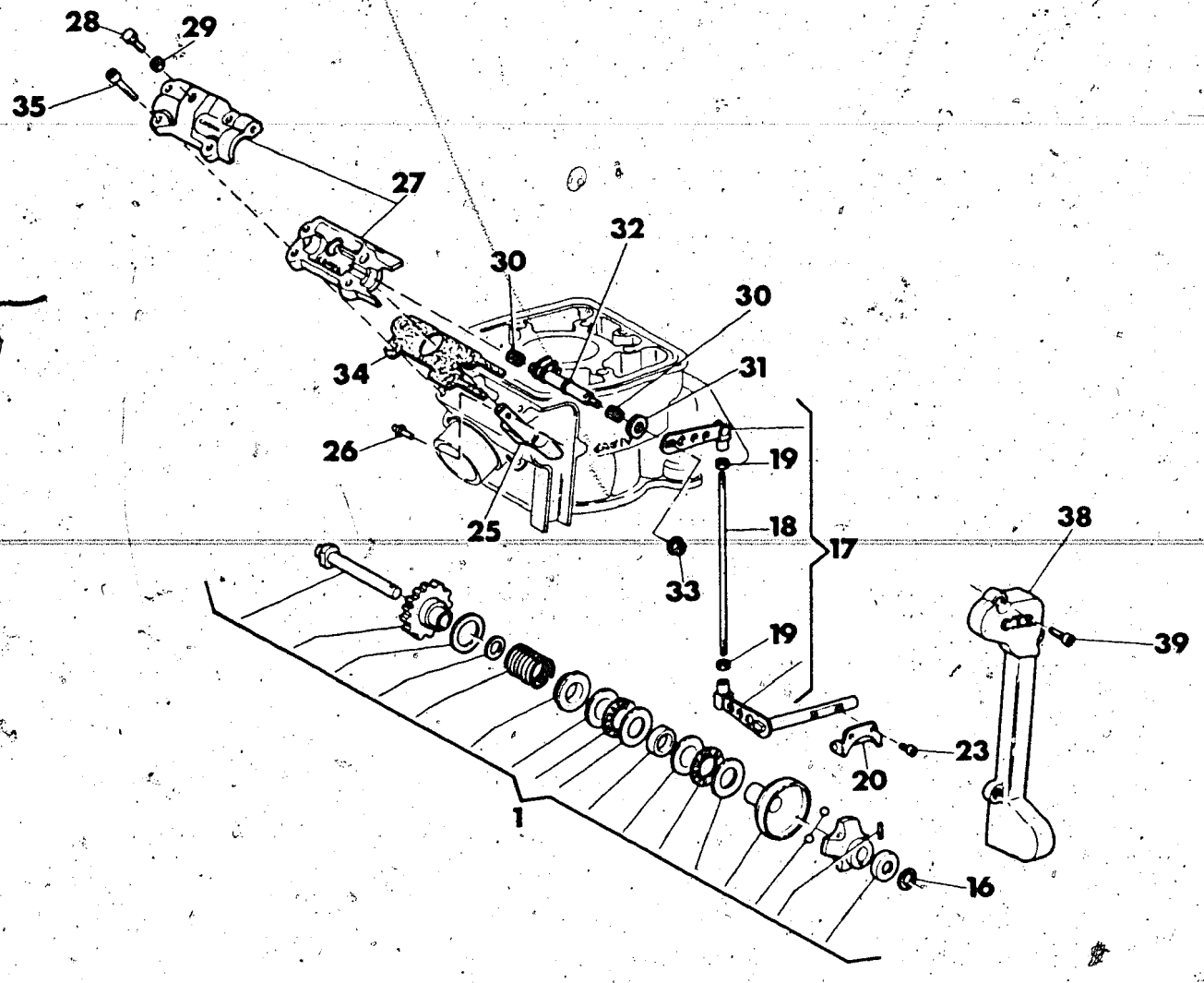

Index No. Pos. N.	Code N. Nr. Code N. Cod. Code Nr.	DENOMINAZIONE	NAME	DESIGNATION	BESHREIBUNG	Q.ty Q.tà Q.te M.ge	Validity Validità Validité Gültig
23	N2870-G22	Vite	Screw	Vis	Schraube	2	
25	42240	Valvola di scarico	Exhaust valve	Soupape d'escharge	Sangventil	1	
26	36334	Perno valvola di scarico	Pin	Pivot	Stift	1	
27	38265	Supporto leva com. valvola compl. di coperchio	Bearing valve operating lever compl. cover	Support levier de comande soupape compl. de couvercle	Halter Helbelschaltungsventil mit Déckel	1	
28	N1049-G22	Vite	Screw	Vis	Schraube	1	
29	N15032-G22	Dado	Nut	Ecrou	Mutter	1	
30	31748	Boccola a rullini	Needle bearing	Roulement a aiguilles	NadelKafig	2	
31	38519	Anello di tenuta	Seal ring	Bagne d'etaucheite	Dichtungsring	1	
32	48954	Perno com. valvola	Pin	Pivot	Stift	1	
33	42278	Dado	Nut	Ecrou	Mutter	1	
34	38419/3	Guarnizione sp. 0,3 mm	Gasket 0,3 mm	Joint 0,3 mm	Dichtung 0,3 mm	1	
	38419/4	Guarnizione sp. 0,4 mm	Gasket 0,4 mm	Joint 0,4 mm	Dichtung 0,4 mm	1	
	38419/5	Guarnizione sp. 0,5 mm	Gasket 0,5 mm	Joint 0,5 mm	Dichtung 0,5 mm	1	
	38419/6	Guarnizione sp. 0,6 mm	Gasket 0,6 mm	Joint 0,6 mm	Dichtung 0,6 mm	1	
	38419/7	Guarnizione sp. 0,7 mm	Gasket 0,7 mm	Joint 0,7 mm	Dichtung 0,7 mm	1	
	38419/8	Guarnizione sp. 0,8 mm	Gasket 0,8 mm	Joint 0,8 mm	Dichtung 0,8 mm	1	
35	N2489-G22	Vite	Screw	Vis	Schraube	4	
38	48955	Coperchio	Cover	Couvercle	Deckel	1	
39	N7330-G22	Vite	Screw	Vis	Schraube	3	

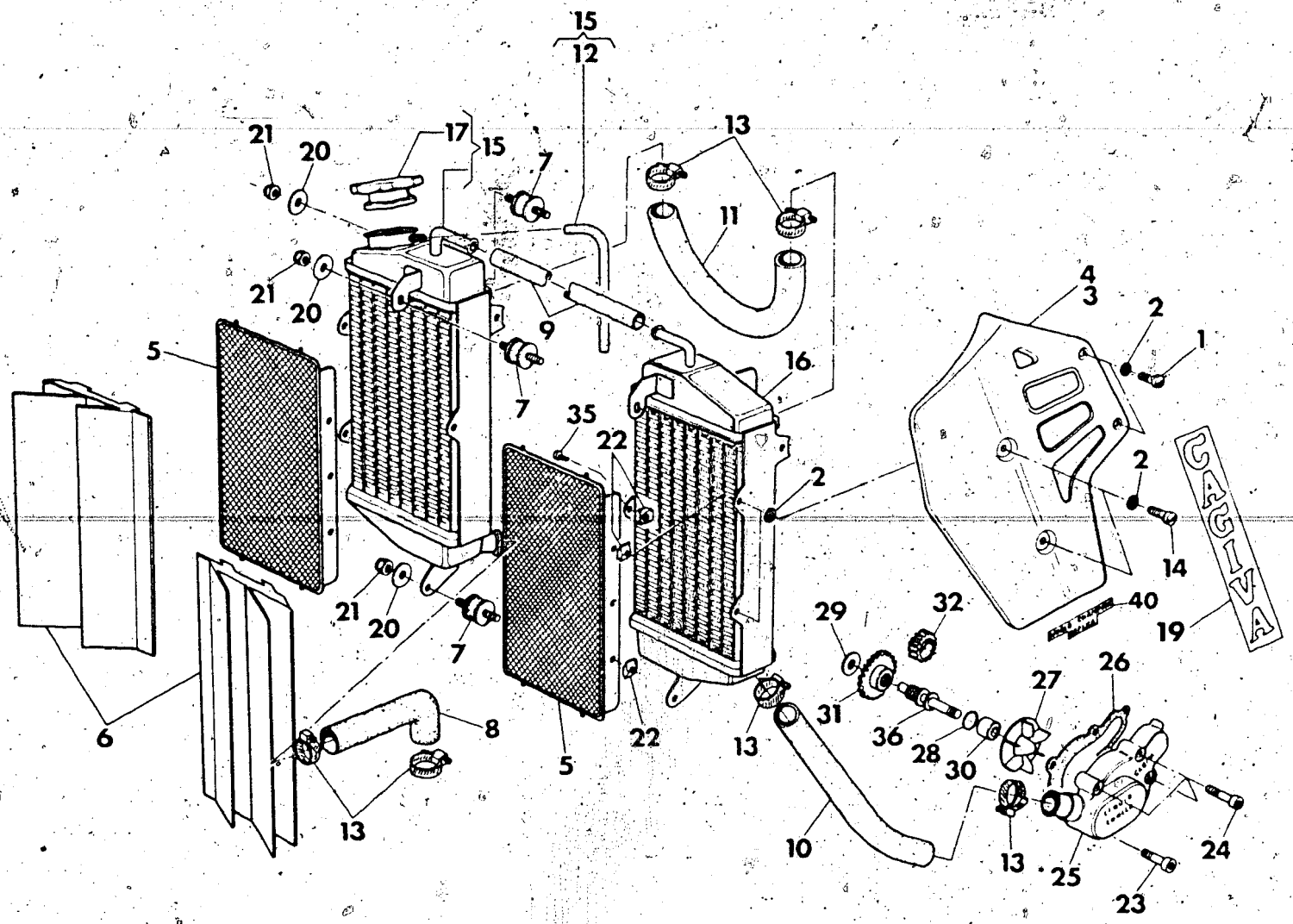

Index No. Pos. N.	Code N. Nr. Code N. Cod. Code Nr.	DENOMINAZIONE	NAME	DESIGNATION	BESHREIBUNG	Q.ty Q.tà Q.te M.ge	Validity Validità Validité Gultig
1	37636	Vite	Screw	Vis	Schraube	4	
2	37656	Rondella in gomma	Washer	Rondelle	Scheibe	12	
3	43633	Protezione laterale destra	Right guard	Protection D.	R. Schutz	1	
4	43635	Protezione laterale sinistra	Left guard	Protection G.	L. Schutz	1	
5	43637	Protezione radiatori	Front guard	Protection AV.	Vörder schutz	2	
6	43639	Protezione antifango	Guard	Protection	Schutz	2	
7	43717	Silent-block	Damper	Element antivibrant	Vibrierschatzelement	6	
8	43122	Tubo testa-radiatore	Line	Conduite	Rohr	1	
9	43716	Tubo raccordo radiatori	Line	Conduite	Rohr	1	
10	43124	Tubo radiatore-pompa	Line	Conduite	Rohr	1	
11	43123	Tubo raccordo radiatori	Line	Conduite	Rohr	1	
12	43715	Tubo sfiato radiatori	Breather pipe	Soupital	Ablusttronre	1	
13	22613	Fascetta	Clamp	Collier	Rohrring	6	
14	43640	Vite	Screw	Vis	Schraube	4	
15	43980	Radiatore destro compl.	Right radiator assy	Radiator D. compl.	R. Kühler Kpl.	1	
16	43981	Radiatore sinistro	Left radiator	Radiator G.	L. Kühler	1	
17	43714	Tappo radiatore	Plug	Bouchon	Verschluss	1	
19	43634	Adesivo «CAGIVA»	Trim	Decalcomanie	Abziehbild	2	
20	N15549-G22	Rosetta piana	Washer	Rondelle	Scheibe	6	
21	N15193-G22	Dado	Nut	Ecrou	Mutter	6	
22	43638	Dado a graffetta	Nut	Ecrou	Mutter	6	
23	N2511-G22	Vite	Screw	Vis	Schraube	1	
24	N2517-G22	Vite	Screw	Vis	Scraube	3	
25	37121	Corpo pompa	Pump body	Corp.t pompe	Pumpenstiefol	1	
26	38553	Guarnizione	Gasket	Joint	Dichtung	1	
27	38552	Girante	Rotor	Couronne	Windrad	1	
28	34083	Anello OR	«O»Ring	Joint «O»	«O» Ring	1	

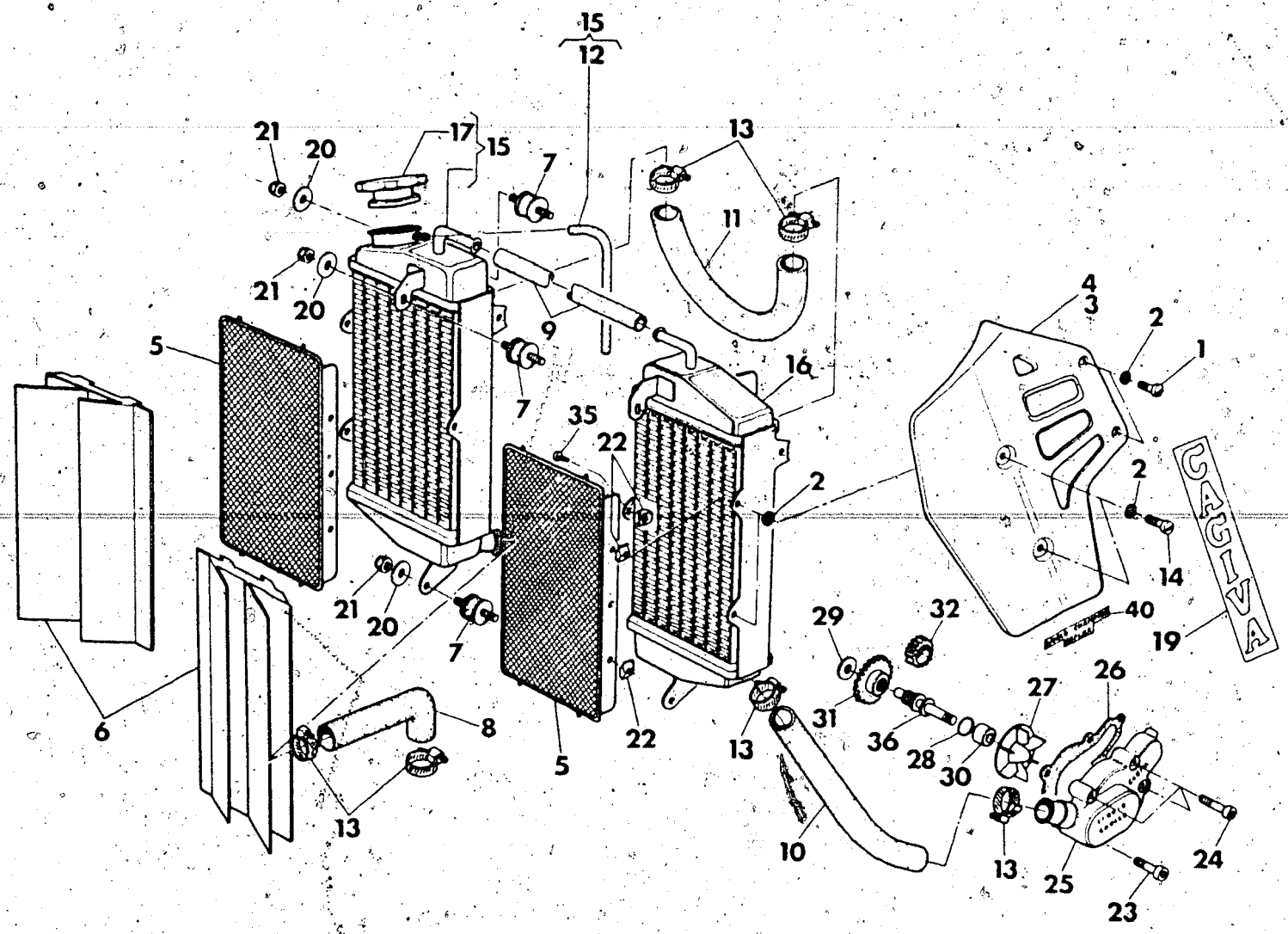

Index No. Pos. N.	Code N. Nr. Code N. Cod. Code Nr.	DENOMINAZIONE	NAME	DESIGNATION	BESHREIBUNG	Q.ty Q.tà Q.te M.ge	Validity Validità Validité Gultig
29	31756/8	Rondella di rasamento	Thrust washer	Rondelle d'epaulement	Anlaufscheibe	1	
30	38216	Distanziale	Spacer	Entretoise	Distanzstück	1	
31	38551	Ingranaggio com. pompa Z = 32	Gear Z = 32	Pignon Z = 32	Stirnrad Z = 32	1	
32	38549	Pignone comando albero Z = 19	Pinion Z = 19	Pignon Z = 19	Ritzel Z = 19	1	
35	14822	Vite	Screw	Vis	Schraube	2	
36	38550	Alb. di rinvio pompa acqua	Shaft	Arbre	Welle	1	
40	49722	Adesivo «WORLD CHAMPION REPLICA»	Trim	Décalcomanie	Abziehbild	2	

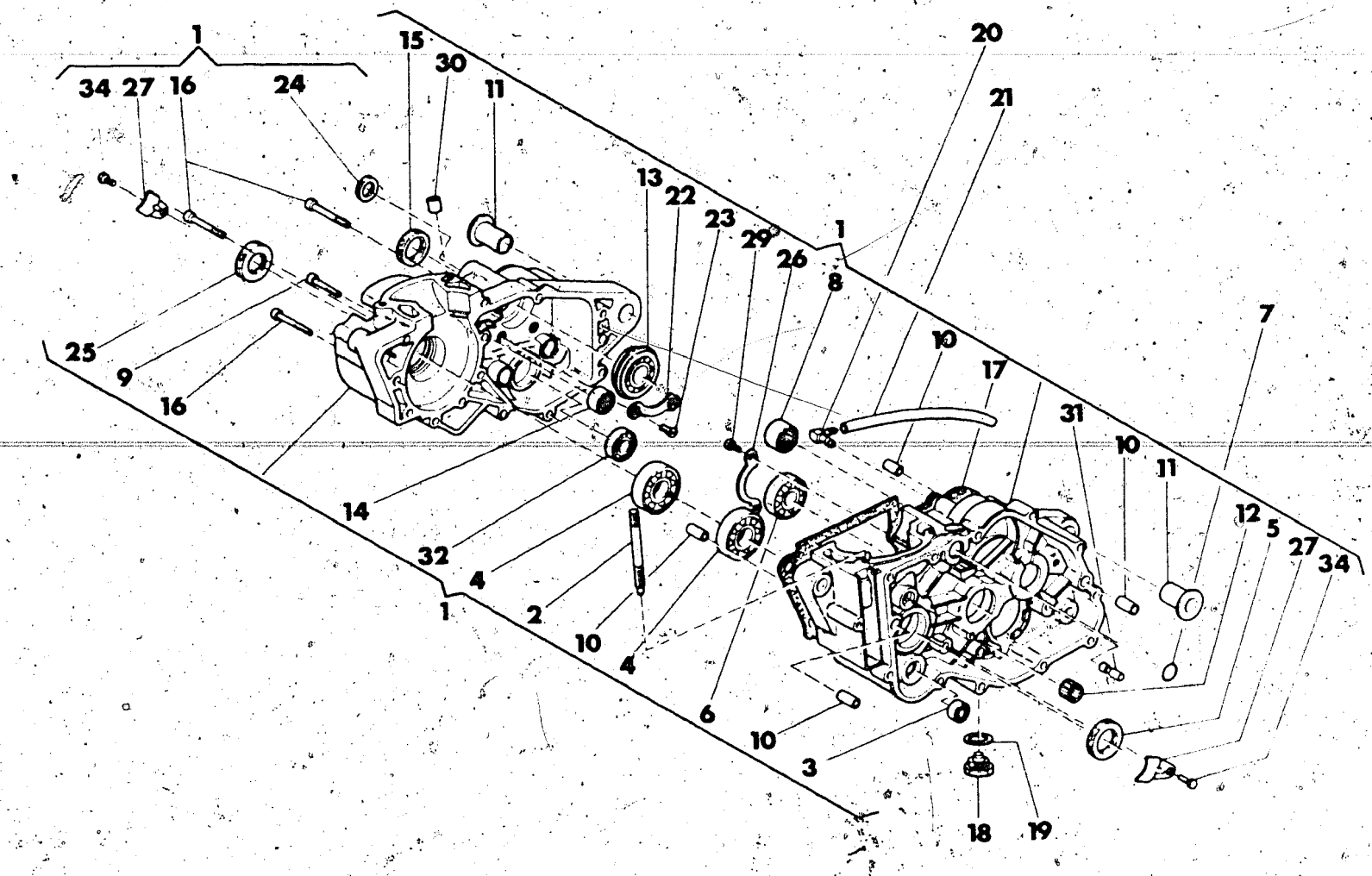

Index No. Pos. N.	Code N. Nr. Code N. Cod. Code Nr.	DENOMINAZIONE	NAME	DESIGNATION	BESHREIBUNG	Q ty Q tà. Q te M ge	Validity Validità Validité Gultig
1	46159	Carter accoppiati completi	CranKcase assy	Carters assemblés compl.	Kurbelgehause Kpl.	1	
2	34204	Prigioniero	Stud bolt	Prisonnier avant	Vorterstiftshraube	4	
3	6597	Cuscinetto	Bearing	Roulement	Lager	1	
4	38516	Cuscinetto alb. motore	Bearing	Roulement	Lager	2	
5	32389	Anello di tenuta	Seal ring	Bague d'étanchéité	Dichtungsring	1	
6	10290	Cuscinetto alb. primario	Bearing	Roulement	Lager	1	
7	36380	Anello OR	«O» ring	Joint «O»	Ring «O»	1	
8	36440	Cuscinetto a rullini per alb. secondario	Bearing	Roulement	Lager	1	
9	N2512-G22	Vite	Screw	Vis	Schraube	9	
10	7719	Bussola rif. carter e cop. sinistro	Bushing	Douille	Busche	4	
11	34067	Bussola asse rotaz. pignone	Bushing	Douille	Busche	2	
12	31748	Cuscinetto a rullini alb. pompa acqua	Needle bearing	Roulement a aiguilles	Nadel Kafing	1	
13	34064	Cuscinetto	Bearing	Roulement	Lager	1	
14	37198	Cuscinetto a rullini alb. primario	Needle bearing	Roulement a aiguilles	Nadel Kafing	1	
15	36357	Anello di tenuta	Seal ring	Bague d'étanchéité	Dichtungsring	1	
16	N2514-G22	Vite	Screw	Vis	Schraube	3	
17	37133	Guarnizione	Gasket	Joint	Dichtung	1	
18	11524	Tappo scarico olio	Plug	Bouchon	Verschluss	1	
19	6725/3	Rosetta di tenuta	Gasket	Joint	Dichtung	1	
20	19620	Raccordo sfiato camera cambio	Union	Raccord	Anschluss	1	
21	45022	Tubetto	Tube	Tuyau	Rohr	1	
22	38518	Piastrina	Plate	Plaque	Platte	1	
23	42643	Vite	Screw	Vis	Schraube	2	
24	36653	Anello di tenuta	Seal ring	Bague d'étanchéite	Dichtungsring	1	
25	32389	Anello di tenuta	Seal ring	Bague d'étanchéité	Dichtungsring	1	
26	38515	Piastrina	Plate	Plaque	Platte	1	
27	37136	Piastrina	Plate	Plaque	Platte	2	
29	N2505-G22	Vite	Bolt	Vis	Schraube	2	
30	34475	Bussola	Bushing	Douille	Buchse	1	
31	38439	Perno fermo selettore	Pin	Pivot	Stift	1	
32	2124	Cuscinetto per albero com. forcelle cambio	Bearing	Roulement	Lager	1	
34	N1077-G22	Vite	Screw	Vis	Schraube	2	

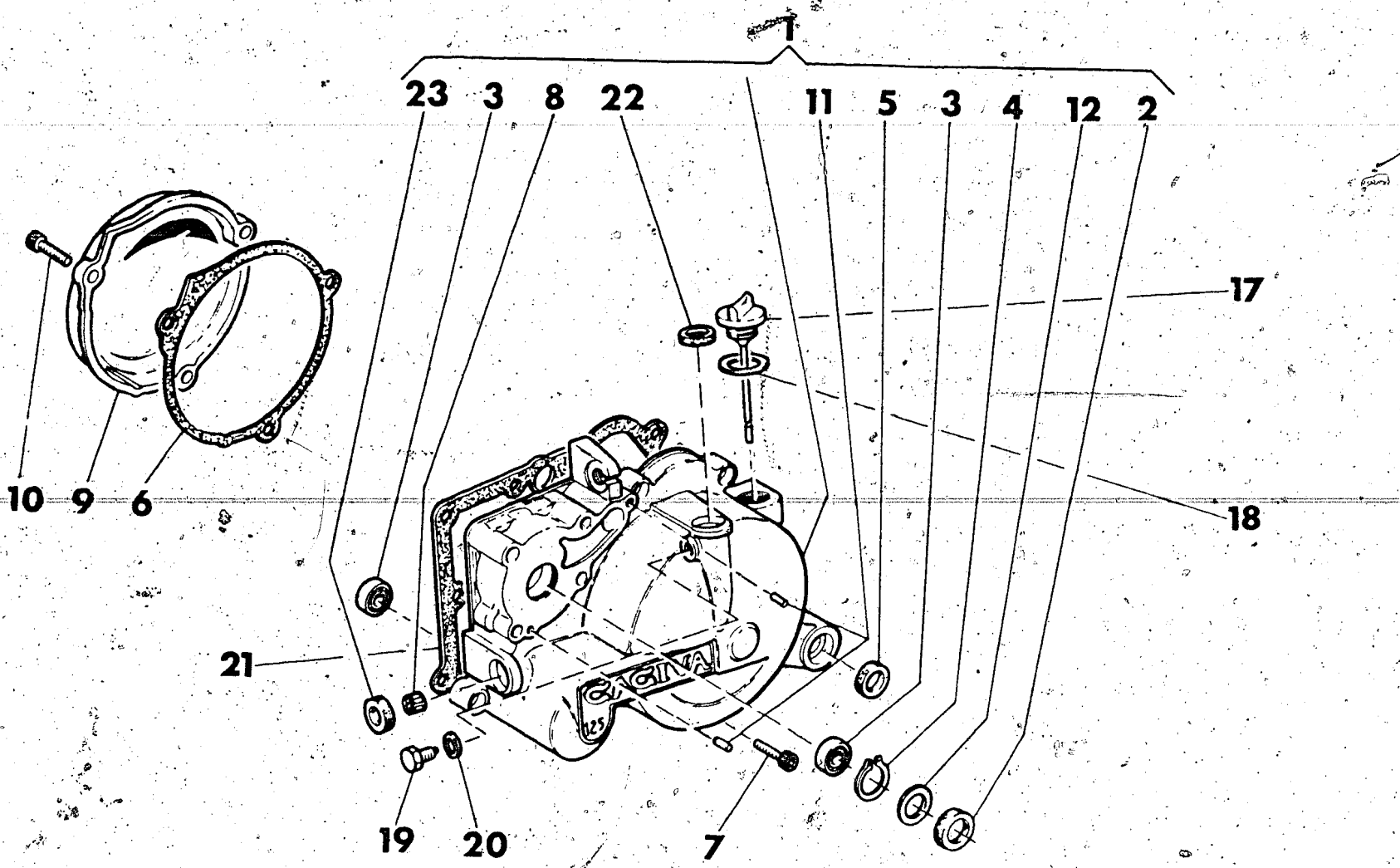

Index No. Pos. N.	Code N. Nr. Code N. Cod. Code Nr.	DENOMINAZIONE	NAME	DESIGNATION	BESHREIBUNG	Q ty Q tà Q te M ge	Validity Validità Validité - Gültig
1	37134	Ass. coperchio sinistro	Left cover assy	Couvercle G. compl.	Deckel L. Kpl.	1	
2	38215	Anello di tenuta albero pompa acqua	Seal ring	Bague d'étanchéité	Dichtungsring	1	
3	6597	Cuscinetto alb. pompa acqua e reg. valvola di scarico	Bearing	Roulement	Lager	2	
4	38214	Anello Seeger	Circlip	Bague d'arrêt	Federring	1	
5	34451	Anello di tenuta	Seal ring	Bague d'étanchéité	Dichtungsring	1	
6	40913	Guarnizione	Gasket	Joint	Dichtung	1	
7	N2509-G22	Vite	Screw	Vis	Schraube	9	
8	31748	Boccola a rullini	Needle bearing	Roulement à aiguilles	Nadel kafing	1	
9	37120	Coperchio destro	Right cover	Couvercle D.	Deckel R.	1	
10	N7335-G22	Vite	Screw	Vis	Schraube	3	
11	38520	Spina	Roll	Roulement	Spanrolle	2	
12	44978	Rosetta di rasamento	Thrust washer	Rondelle d'epaulemet	Anlaufscheibe	1	
17	46965	Tappo carico olio	Plug	Bouchon	Verschluss	1	
18	27960	Rosetta di tenuta	Washer	Rondelle	Dichtring	1	
19	31388	Vite di fermo per alb. com. cremagliera	Screw	Vis	Schraube	1	
20	N15580	Rosetta di tenuta	Washer	Rondelle	Dichtring	1	
21	37135	Guarnizione	Gasket	Joint	Dichtung	1	
22	22946	Anello di tenuta alb. com. frizione	Seal ring	Bague d'étanchéité	Dichtungsring	1	
23	38519	Anello di tenuta	Seal ring	Bague d'étanchéité	Dichtungsring	1	

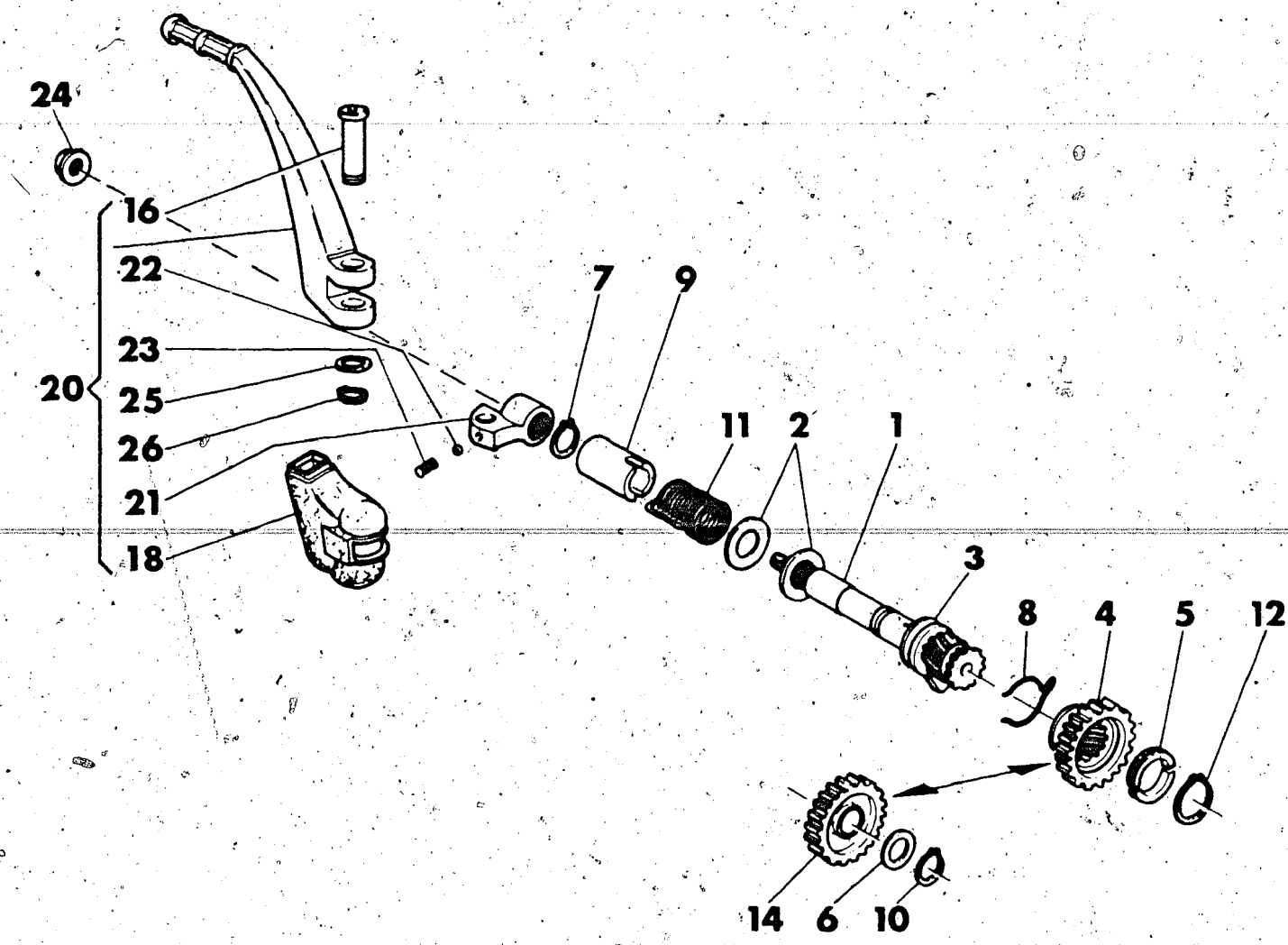

Index No. Pos N.	Code N. Nr. Code N. Cod. Code Nr.	DENOMINAZIONE	NAME	DESIGNATION	BESHREIBUNG	Q ty Q tà Q te M ge	Validity Validità Validité Gultig
1	38610	Albero com: avviamento	Starter crank shaft	Arbre de démarrage	Kickstarterwelle	1	
2	39338/5	Rosetta	Washer	Rondella	Scheibe	2	
3	10904/3	Rosetta di rasamento	Thrust washer	Rondelle d'epaulement	Anlaufscheibe	1	
4	38612	Ingranaggio Z = 25	Gear Z = 25	Engrenage Z = 25	Zahnrad Z = 25	1	
5	38614	Semianello	Half ring	Demi-anneau	Halbring	2	
6		Rosetta di rasam.	Washer thrust	Rondelle d'épaul.	Anlaufscheibe	1	
	4553/30	sp. 0,3 mm.	thick 0,3 mm.	esp. 0,3 mm.	St. 0,3 mm.		
	4553/60	sp. 0,6 mm.	thick 0,6 mm.	esp. 0,6 mm.	St. 0,6 mm.		
	4553/80	sp. 0,8 mm.	thick 0,8 mm.	esp. 0,8 mm.	St. 0,8 mm.		
7	N21206	Anello Seeger	Circlip	Bagne d'arret	Federring	1	
8	38613	Molla	Spring	Ressort	Feder	1	
9	38616	Distanziale	Spacer	Entretoise	Abstandsstuck	1	
10	N21204-G0	Anello Seeger	Circlip	Bagne d'arret	Federring	1	
11	38615	Molla ritorno leva	Spring	Ressort	Feder	1	
12	N21213	Anello Seeger	Circlip	Bague d'arrét	Federring	1	
14	38617	Ingranaggio di rinvio Z = 25	Gear Z = 25	Engrenage Z = 25	Zahnrad Z = 25	1	
16	38622	Perno	Pin	Pivot	Stift	1	
18	38623	Cappuccio	Cap	Capouchon	Kappe	1	
20	38618	Leva avviamento completa	Starter crank assy	Levier compl.	Hebel Kpl.	1	
21	38620	Mozzetto	Clamp	Eton	Klamme	1	
22	N21507	Sfera 1/4''	Ball 1/4''	Bille 1/4''	Kugel 1/4''	1	
23	32203	Molla	Spring	Ressort	Feder	1	
24	38624	Dado	Nut	Ecrou	Mutter	1	
25	9671	Rondella	Washer	Rondelle	Scheibe	1	
26	N21202-G0	Anello elastico	Circlip	Bague d'arrét	Federring	1	

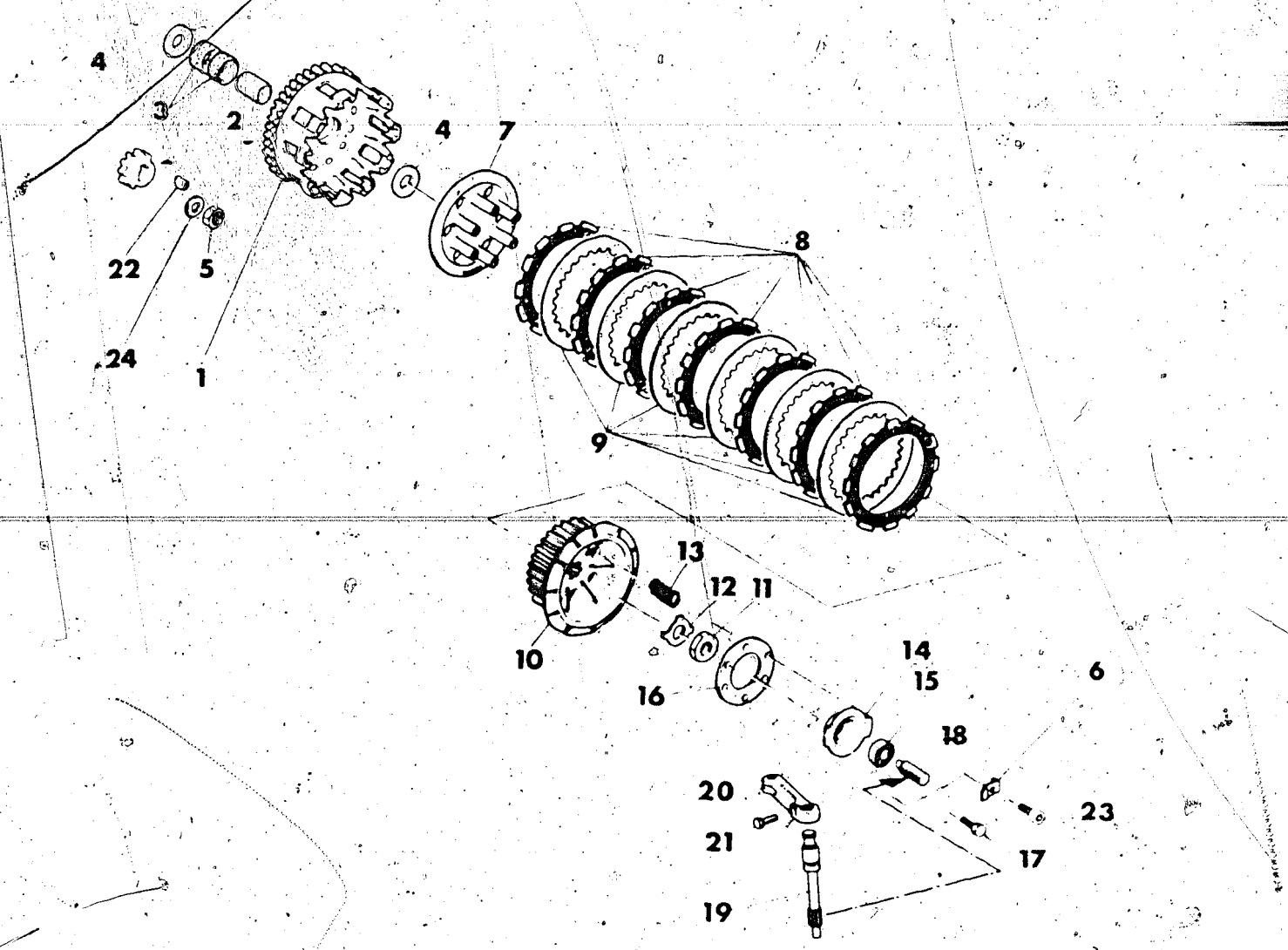

Index No. Pos. N.	Code N. Nr. Code N. Cod. Code Nr.	DENOMINAZIONE	NAME	DESIGNATION	BESHREIBUNG	Q ty Q tà Q te M ge	Validity Validità Validite Gultig
1	39876	Coppia ingranaggi trasm. primaria	Set of matched primary	Engrenages trans. pr.	Stirnraderaar	1	
2	34013	Distanziale ingr. condotto	Spacer	Entretoise	Abstandsstuck	1	
3	25044	Gabbia a rullini	Needle bearing	Roulement a aiguilles	Nadelkafig	2	
4	38388	Rosetta di spallamento	Washer	Rondelle	Dichtring	2	
5	45062	Dado	Nut	Ecrou	Mutter	1	
6	43513	Piastrina	Plate	Plaque	Platte	2	
7	31813	Disco premifrizione	Plate	Disque	Platte	1	
8	47282	Disco conduttore	Drive plate	Disque conducteur	Belagscheibe	7	
9	33192	Disco condotto	Driven plate	Disque interieur	Stahlscheibe	6	
10	38438	Mozzo portadischi	Clutch hub	Moyeu porte-disques	Scheibenhafternabe	1	
11	38726	Dado	Nut	Ecrou	Mutter	1	
12	38727	Rosetta di sicurezza	Washer	Rondelle	Dichtring	1	
13	40220	Molla frizione	Spring	Ressort	Feder	6	
14	35109	Assieme spingimolle	Pressure spring	Serre ressort	Druckfeder	1	
15	35106	Cuscinetto	Bearing	Roulement	Lager	1	
16	31830	Disco ritegno molle	Plate	Disque	Platte	1	
17	30820	Vite	Screw	Vis	Schraube	4	
18	31485	Cremagliera com. frizione	Rack	Cremaillere	Zahnstange	1	
19	33781	Albero com. cremagliera	Shaft	Arbre	Welle	1	
20	34087	Leva com. albero cremagliera	Lever	Levier	Lasche	1	
21	N1081-G22	Vite	Washer	Rondelle	Dichtring	1	
22	38389	Linguetta a disco	Key	Clavette	Keil	1	
23	N2487-G22	Vite	Screw	Vis	Schraube	2	
24	19563	Rosetta	Washer	Rondelle	Scheibe	1	

CAMBIO VELOCITÀ GEAR BOX BOITE DE VITESSE WESCHELGETRIEBE	DRAWING-TAVOLA TABLE-BILD	9 WMX 125/86 CROSS

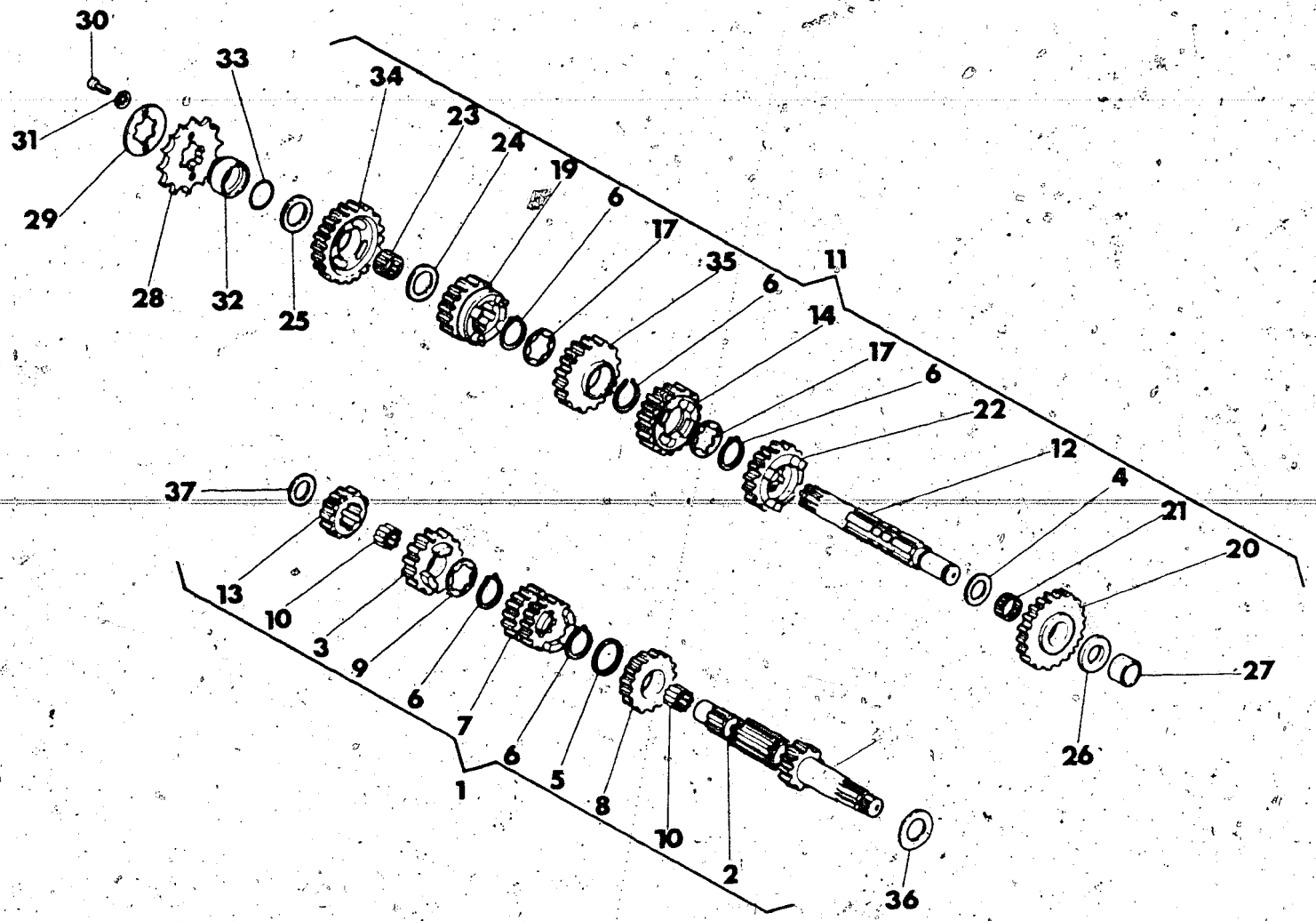

Index No. Pos. N.	Code N. Nr. Code N. Cod. Code Nr.	DENOMINAZIONE	NAME	DESIGNATION	BESHREIBUNG	Q.ty Q.tà Q.te M.ge	Validity Validità Validité. Gultig
1	49465	Assieme albero primario	Main shaft assy.	Ensemble arbre prim.	Abtriebswelle Kpl.	1	
2	39930	Albero primario Z = 13	Main shaft Z = 13	Arbre prim. Z = 13	Welle Z = 13	1	
3	39931	Ingr. 6° vel. A.P. - Z = 21	Gear, main shaft 6th Z = 21	Pignon 6éme A.P. - Z = 21	Stirnrad 6 A.W. - Z = 21	1	
4	6096/8	Rosetta di ras. sp. 0,8 mm.	Thrust washer 0,8 mm.	Rondelle d'épaulement 0,8 mm.	Anlaufscheibe 0,8 mm.	1	
5	42548	Rosetta di ras. sp. 1,0 mm.	Thrust washer 1,0 mm.	Rondelle d'épaulement 1,0 mm.	Anlaufscheibe 1,0 mm.	1	
6	31768	Anello Seeger	Circlip	Bague d'arrêt	Federring	6	
7	47519	Ingr. scorr. A.P. 3° vel. - Z = 15 e 4° vel Z = 20	Gear, main shaft 3rd Z = 15 and 4th Z = 20	Pignon A.P. 3éme Z = 15 et 4éme Z = 20	Stirnrad A.W. 3 - Z = 15 und 4 - Z = 20	1	
8	39932	Ingr. 5° Vel A.P. - Z = 19	Gear, main shaft 5th Z = 19	Pignon A.P. 5éme - Z = 19	Stirnrad 5 A.W. - Z = 19	1	
9	36430/10	Rosetta di ras. sp. 1,0 mm.	Thrust washer 1,0 mm.	Rondelle dépaulement 1,0 mm.	Allaufscheibe 1,0 mm.	1	
10	30793	Rullino	Roller	Aiguille	Rolle	50	
11	49466	Assieme albero secondario	Countershaft assy	Ensemble arbre second.	Nebenwelle Kpl.	1	
12	41100	Albero secondario	Counter shaft	Arbre secondaire	Nebenwelle	1	
13	39934	Ingr. 2° vel. A.P. - Z = 14	Gear, main shaft 2nd - Z = 14	Pignon 2éme A.P. - Z = 14	Stirnrad 2 A.W. Z = 14	1	
14	39937	Ingr. 4° vel. A.S. - Z = 25	Gear, counter shaft 4th - Z = 25	Pignon 4éme A.S. - Z = 25	Stirnrad 4 N.W. Z = 25	1	
17		Rosetta di rasamento sp.	Thrust washer	Rondelle d'épaulement	Anlaufscheibe	2	
	36430/5	0,5 mm.	0,5 mm.	0,5 mm.	0,5 mm.		
	36430/6	0,6 mm.	0,6 mm.	0,6 mm.	0,6 mm.		
	36430/7	0,7 mm.	0,7 mm.	0,7 mm.	0,7 mm.		
	36430/8	0,8 mm.	0,8 mm.	0,8 mm.	0,8 mm.		
19	39940	Ingr. 6° vel A.S. - Z = 20	Gear, counter shaft 6th - Z = 20	Pignon 6éme A.S. - Z = 20	Stirnrand 6 N.W. - Z = 20	1	
20	40393	Ingr. 1° vel A.S. - Z = 28	Gear, counter shaft 1st - Z = 28	Pignon 1ére A.S. - Z = 28	Stirnrad 1 N.W. - Z = 28	1	
21	31773	Gabbia a rullini	Needle bearing	Roulement a aiguille	Nadelkafig	1	
22	39939	Ingr. 5° vel A.S. - Z = 21	Gear, counter shaft 5th - Z = 21	Pignon 5éme A.S. - Z = 21	Stirnard 5 N.W. - Z = 21	1	
23	36459	Gabbia a rullini	Needle bearing	Roulement a aiguille	Nadelkafig	1	
24	7989/50	Rosetta di rasam. sp. = 0,5 mm.	Thrust washer 0,5 mm.	Rondelle d'épaulement 0,5 mm.	Anlaufscheibe 0,5 mm.	1	
25		Rosetta di rasamento sp.	Thrust washer	Rondelle d'épaulement	Anlaufscheibe	1	
	7989/30	0,3 mm	0,3 mm	0,3 mm	0,3 mm		
	7989/80	0,8 mm	0,8 mm	0,8 mm	0,8 mm		
	7989/100	1,0 mm	1,0 mm	1,0 mm	1,0 mm		
26		Rosetta di rasamento sp.	Thrust washer	Rondelle d'épaulement	Anlaufscheibe	1	
	28055/30	0,3 mm	0,3 mm	0,3 mm	0,3 mm		
	28055/80	0,8 mm	0,8 mm	0,8 mm	0,8 mm		
	28055/100	1,0 mm	1,0 mm	1,0 mm	1,0 mm		
27	36441	Anello int. per cusc. a rullini	Inner spacer, needle bearing	Bague	Ring	1	
28	33427	Pignone uscita cambio Z = 12 (di serie)	Drive sprocket Z = 12 (standard)	Pignon Z = 12 (standard)	Ritzel Z = 12 (in serie)	1	
	33424	Pignone uscita cambio Z = 13	Drive sprocket Z = 13	Pignon Z = 13	Ritzel Z = 13	1	
29	31743	Piastrina	Plate	Plaque	Platte	1	

N° CATALOGO - CATALOG No. - Nr. CATALOGUE - KATALOG Nr 50516 PAGINA EMESSA Novembre '85 - PAGE ISSUED November '85 - PAGE IMPRIME Novembre '85 - SEITE HERAUSGEGEBEN November '85

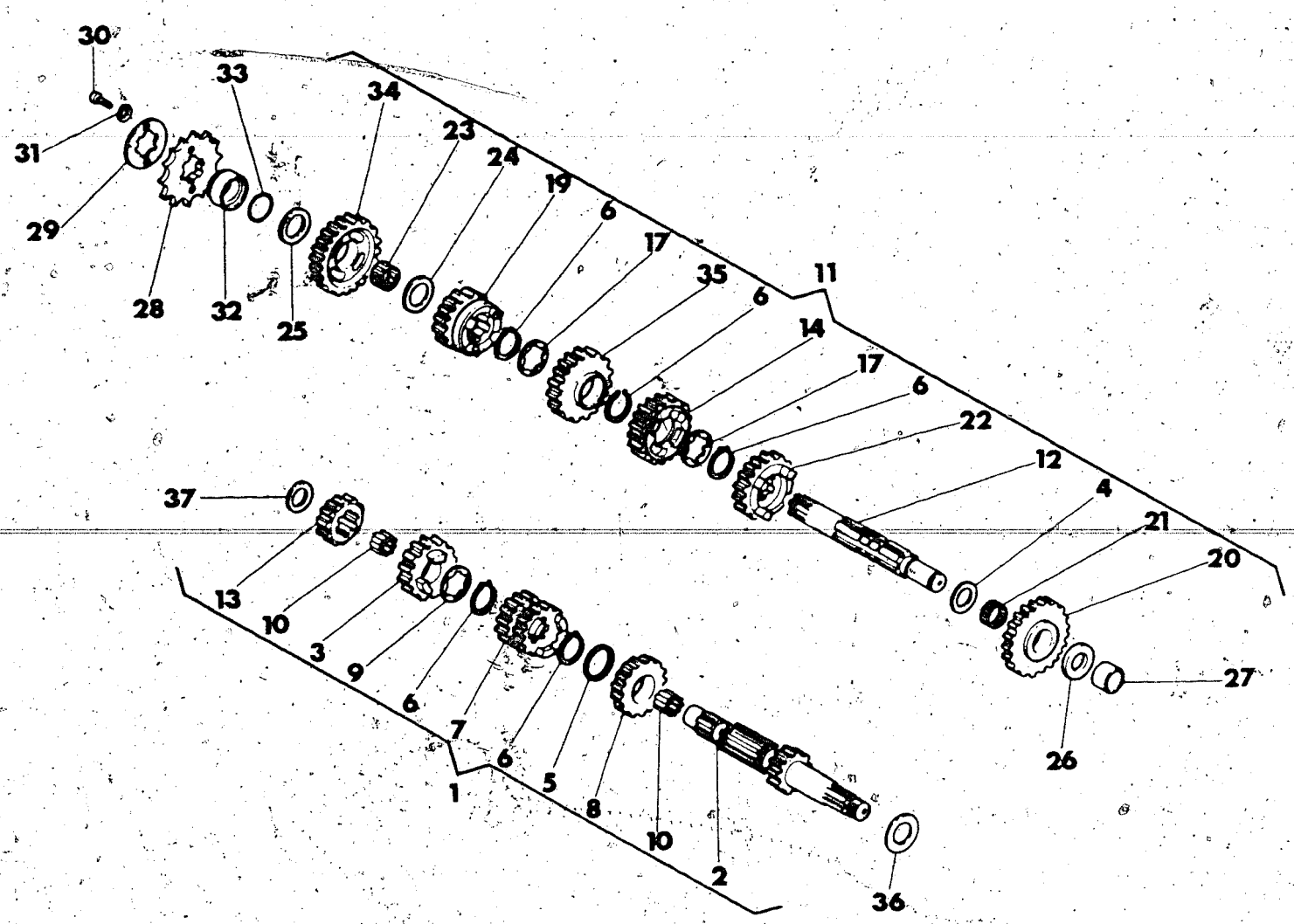

Index No. Pos. N.	Code N. Nr. Code N. Cod Code Nr.	DENOMINAZIONE	NAME	DESIGNATION	BESHREIBUNG	Q ty Q tà Q te M ge	Validity Validità Validité Gultig.
30	N2482-G22	Vite	Screw	Vis	Schraube	2	
31	N15503-G22	Rosetta piana	Washer	Rondelle	Scheibe	2	
32	33303	Distanziale	Spacer	Entretoise	Distanzstück	1	
33	19789	Anello OR	«O» Ring	Joint «O»	«O» Ring	1	
34	39936	Ingran. 2ª vel. A.S. - Z = 25	Gear, counter shaft 2nd - Z = 25	Pignon 2ème A.S. - Z = 25	Stirnrad 2 N.W. - Z = 25	1	
35	47520	Ingran. 3ª vel. A.S. Z = 22	Gear, counter shaft 3rd - Z = 22	Pignon 3ème A.S. - Z = 22	Stirnrad 3 N.W. - Z = 22	1	
36		Rosetta di rasamento sp.	Thrust washer	Rondelle d'epaulement	Anlaufscheibe	1	
	39338/3	0,3 mm	0,3 mm	0,3 mm	0,3 mm		
	39338/4	0,4 mm	0,4 mm	0,4 mm	0,4 mm		
	39338/5	0,5 mm	0,5 mm	0,5 mm	0,5 mm		
		Rosetta di rasamento sp.	Thrust washer	Rondelle d'epaulement	Anlaufscheibe	1	
	38110/30	0,3 mm	0,3 mm	0,3 mm	0,3 mm		
	38110/80	0,8 mm	0,8 mm	0,8 mm	0,8 mm		
	38110/90	0,9 mm	0,9 mm	0,9 mm	0,9 mm		
	38110/100	1,0 mm	1,0 mm	1,0 mm	1,0 mm		
	38110/110	1,1 mm	1,1 mm	1,1 mm	1,1 mm		

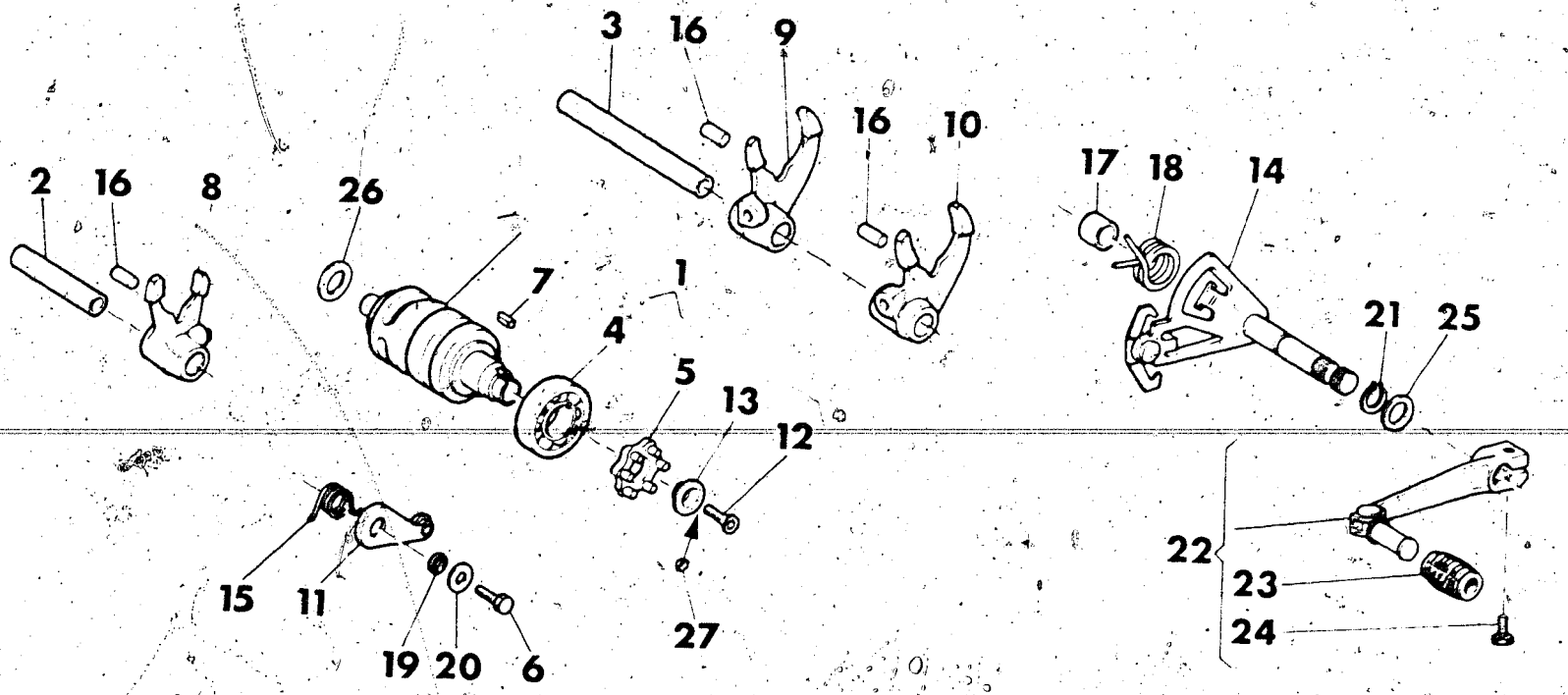

Index No. Pos N.	Code N. Nr Code N Cod Code Nr	DENOMINAZIONE	NAME	DESIGNATION	BESHREIBUNG	Q ty Q fa Q te. M ge	Validity Validità Validité Gultig
1	41107	Albero com. forcelle	Gear shifter cam	Levier de commande	Schaltwalze	1	
2	38712	Perno forcella quinta e sesta vel.	Pin	Pivot	Stift	1	
3	38711	Perno forcella prima, seconda, terza, quarta velocità	Pin	Pivot	Stift	1	
4	17040	Cuscinetto	Bearing	Roulement	Lager	1	
5	38706	Rocchetto	Coil	Rochet	Spule	1	
6	N1079-G0	Vite	Screw	Vis	Schraube	1	
7	38707	Linguetta ritegno rocchetto	Feather	Languette	Feder	1	
8	36461	Forcella com. ingr. quinta e sesta vel.	Fork, 5th and 6th	Fourchette 5éme et 6éme	Gabel 5.6	1	
9	36463	Forcella com. ingr. seconda e terza vel.	Fork, 2nd and 3rd	Fourchette 2éme et 3éme	Gabel 2. 3	1	
10	36462	Forcella com. ingr. prima e quarta vel.	Fork 1st and 4th	Fourchette 1éme et 4éme	Gabel 1. 4	1	
11	38721	Saltarello fissa marce	Pawl	Cliquet	Sturmhaken	1	
12	47496	Vite	Screw	Vis	Schraube	1	
13	38708	Rondella	Washer	Rondelle	Scheibe	1	
14	38713	Ass. selettore	Shifter	Selecteur	Schaltwelle	1	
15	38724	Molla	Spring	Ressort	Feder	1	
16	38728	Rullo	Roll	Roulement	Spurolle	3	
17	46226	Distanziale	Spacer	Entretoise	Distanzstuck	1	
18	46225	Molla selettore	Spring	Ressort	Feder	1	
19	42487	Distanziale	Spacer	Entretoise	Distanzstuck	1	
20	2709	Rosetta piana	Washer	Rondelle	Abstandsring	1	
21	N21202-G0	Anello elastico	Circlip	Bague d'arret	Federring	1	
22	47853	Assieme leva com. cambio	Shift lever assy	Pedale compl.	Fussschalthebel Kpl	1	
23	29861	Manicotto	Pedal rubber	Manchon	Gummimuffe Kpl	1	
24	N1081-G22	Vite	Screw	Vis	Schraube	1	
25	1261/100	Rosetta	Washer	Rondelle	Scheibe	1	
26		Rosetta di rasamento sp.	Thrust washer	Rondelle d'epaulement	Anlaufscheibe	1	
	1261/20	0,2 mm	0,2 mm	0,2 mm	0,2 mm		
	1261/30	0,3 mm	0,3 mm	0,3 mm	0,3 mm		
	1261/50	0,5 mm	0,5 mm	0,5 mm	0,5 mm		
	1261/80	0,8 mm	0,8 mm	0,8 mm	0,8 mm		
	1261/100	1,0 mm	1,0 mm	1,0 mm	1,0 mm		
27	47160	Rondella elastica	Spring washer	Rondelle élastique	Federscheibe	1	

N° CATALOGO - CATALOG No. - Nr. CATALOGUE - KATALOG Nr. 50516 PAGINA EMESSA Novembre '85 - PAGE IUSSED November '85 - PAGE IMPRIME Novembre 85 - SEITE HERAUSGEGEBEN November '85

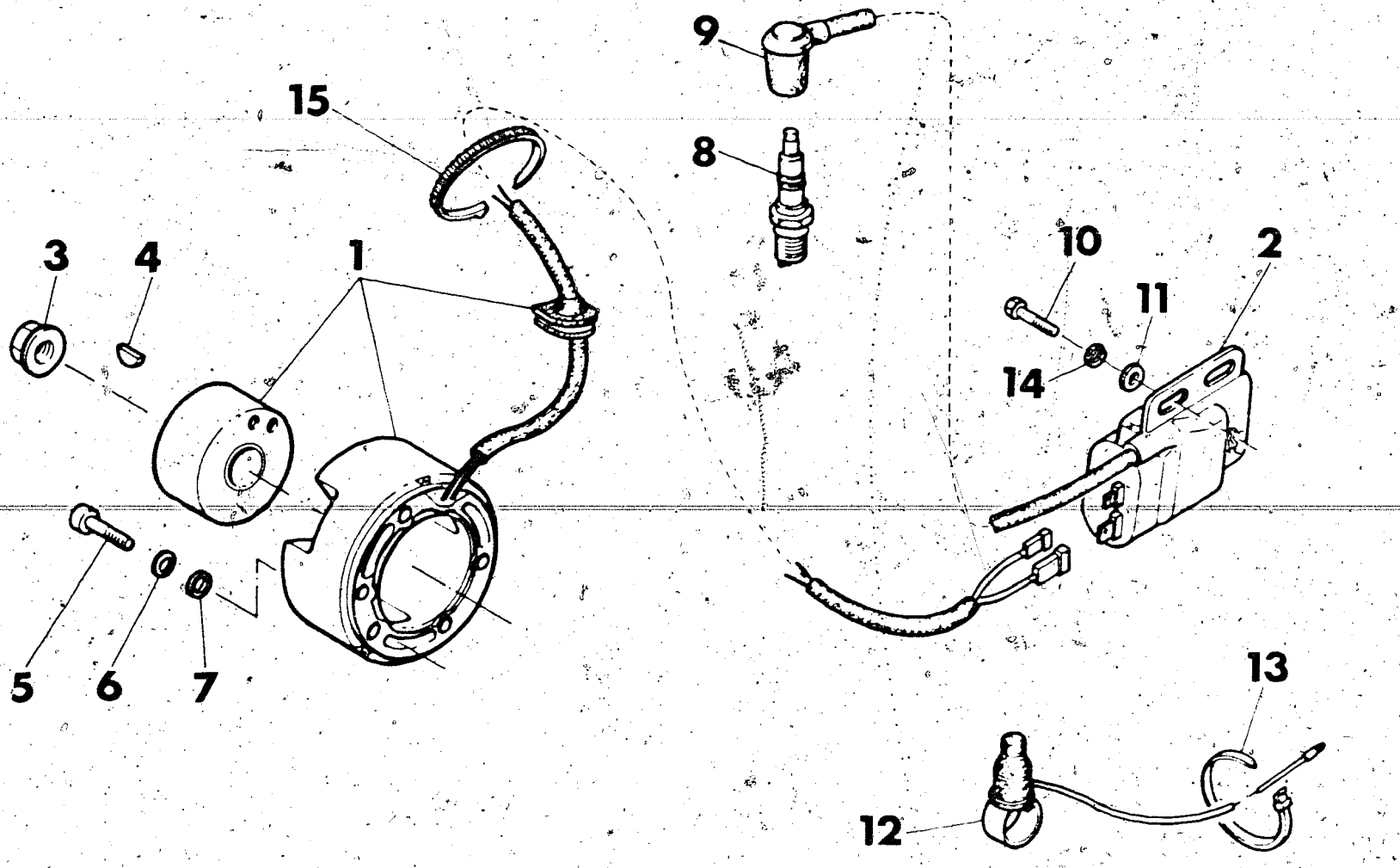

Index No Pos N	Code N Nr Code N Cod Code Nr	DENOMINAZIONE	NAME	DESIGNATION	BESHREIBUNG	Q.ty Qta Qte Menge	Validity Validita Validite Gultig
1	39900	Volano elettronico completo	Fly wheel magneto assy	Volant compl	Schwungmagnetzunder Kpl	1	
2	48962	Bobina - centralina	Spark coil - ignition module	Bobine - centraline	Spule - Zentralsteverung	1	
3	42023	Dado fiss rotore	Nut	Ecrou	Mutter	1	
4	N21002	Linguetta americana	Key	Clavette	Keil	1	
5	N2487-G22	Vite	Screw	Vis	Schraube	3	
6	N15766-G22	Rosetta elastica	Spring washer	Rondelle elastique	Federscheibe	3	
7	N15503-G22	Rosetta piana	Washer	Rondelle	Scheibe	2	
8	44314	Candela CHAMPION N82S	Spark CHAMPION N82S	Bougie CHAMPION N82S	Zundung Kerze CHAMPION N82S	1	
9	23158	Pipetta candela	Boot	Pipette	Sauger	1	
10	N1079-G22	Vite	Screw	Vis	Schraube	2	
11	2709	Rosetta piana	Washer	Rondelle	Scheibe	2	
12	46383	Pulsante arresto motore	Stop button	Bouton d arrêt	Druckknopfsperre	1	
13	21810	Fascetta	Clamp	Collier	Schelle	2	
14	N15536-G22	Rosetta elastica	Spring washer	Rondelle elastique	Federscheibe	2	
15	21811	Fascetta	Clamp	Collier	Schelle	4	

CARBURATORE
CARBURETOR
CARBURATEUR
VERGASER

*

DRAWING-TAVOLA
TABLE-BILD

12

WMX 125/86 CROSS

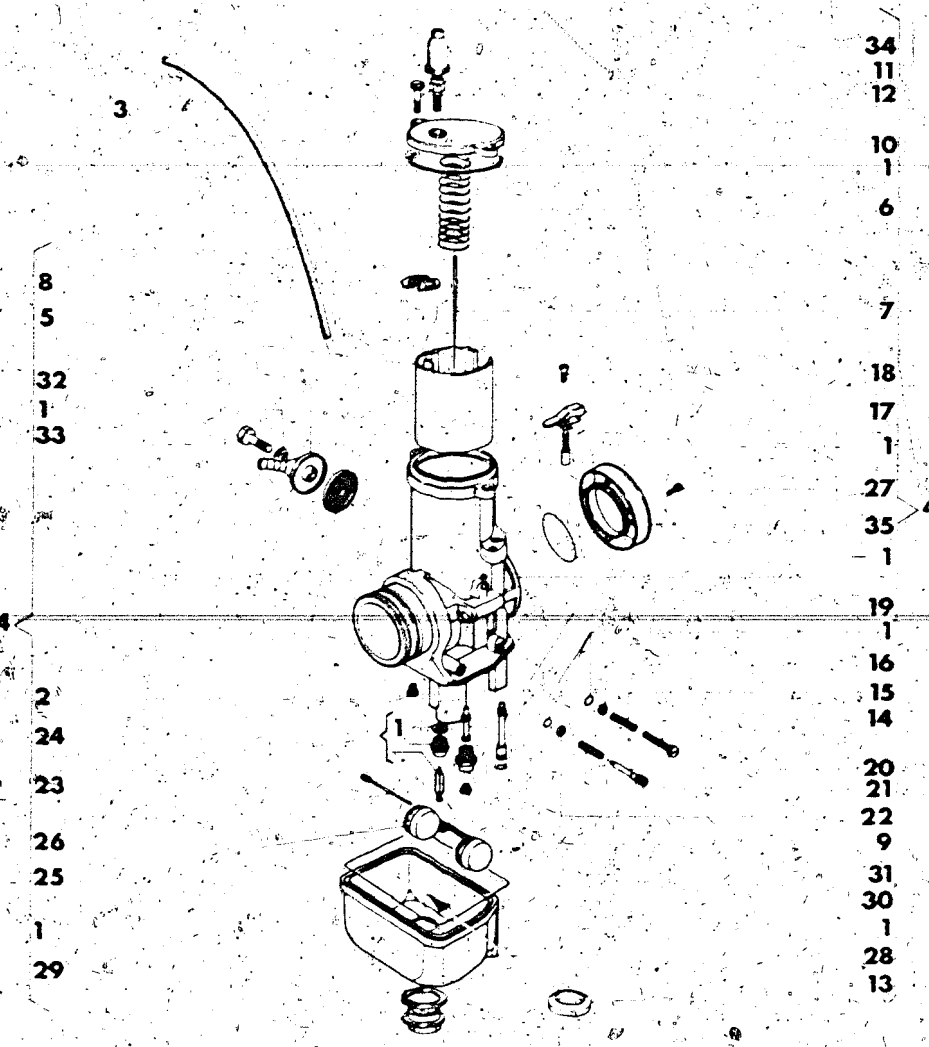

Index No Pos N	Code N Nr Code N Cod Code Nr	DENOMINAZIONE	NAME	DESIGNATION	BESHREIBUNG	Q ty Q ta Q te M ge	Validity Validità Validité Gultig
1	32861	Gruppo guarnizioni	Gaskets assy	Joint compl	Dichtung Kpl	1	
2	12045	Filtro benzina	Filter	Filtre	Filter	1	
3	29042	Tubetto sfiato	Pipe	Tuyau	Rohr	2	
4	44068	Carburatore Dell Orto PHBE 36HS	Carburetor Dell Orto PHBE 36HS	Carburateur Dell Orto PHBE 36HS	Vergaser Dell Orto PHBE 36HS	1	
5	27912/40	Valvola gas da 40	Throttle 40	Soupape 40	Ventil 40	1	
6	35086	Molla	Spring	Ressort	Feder	1	
7	27910/31	Spillo conico K31	Needle valve K31	Epingle K31	Nadeleinsate K31	1	
8	23979	Fermaglio	Retainer	Arrêt	Aufhalter	1	
9	29452/266	Polverizzatore AR 266 (di serie)	Nozzle AR 266 (standard)	Pulvérisateur AR 266 (en serie)	Duse AR 266 (in serie)	1	
	29452/264	Polverizzatore AR 264	Nozzle AR 264	Pulvérisateur AR 264	Duse AR 264	1	
10	42351	Coperchio	Cover	Couvercle	Deckel	1	
11	23981	Vite	Screw	Vis	Schraube	2	
12	4103	Vite tendifilo	Screw	Vis	Schraube	1	
13	32866	Scodellino	Cup	Cuvette	Teller	1	
14	12029	Vite regolaz. valvola gas	Screw	Vis	Schraube	1	
15	12030	Molla	Spring	Ressort	Feder	1	
16	23983	Rondella	Washer	Rondelle	Scheibe	1	
17	32854	Dispositivo avviamento	Starting device	Dispositive de demarrage	Startvorrichtung	1	
18	32855	Vite	Screw	Vis	Schraube	1	
19	12032/70	Getto avviamento da 70	Idling jet 70	Gicleur 70	Vergaserduse 70	1	
20	12033	Vite regolazione miscela	Screw	Vis	Schraube	1	
21	12034	Molla	Spring	Ressort	Feder	1	
22	23985	Rondella	Washer	Rondelle	Scheibe	1	
23	30794	Gruppo spillo chiusura benzina	Float valve	Pointeau du flotteur	Schwimmernadelventil	1	
24	5761/55	Getto minimo da 55 (di serie)	Idling jet 55 (standard)	Gicleur 55 (en serie)	Vergaserduse 55 (in serie)	1	
	5761/52	Getto minimo da 52	Idling jet 52	Gicleur 52	Vergaserduse 52	1	
25	34128/14	Galleggiante g 14	Float g 14	Flotteur g 14	Schwimmer g 14	1	
26	32867	Perno	Pin	Pivot	Stift	1	
27	32860	Vite	Screw	Vis	Schraube	2	
28	44293	Corpo vaschetta	Body	Corps	Korper	1	
29	33211	Tappo vaschetta	Plug	Bouchon	Verschluss	1	
30	12041/190	Getto max. da 190 (di serie)	Idling jet 190 (standard)	Gicleur 190 (en serie)	Vergaserduse 190 (in serie)	1	
	12041/195	Getto max. da 195	Idling jet 195	Gicleur 195	Vergaserduse 195	1	
31	23990	Portagetto del massimo	Support jet	Support	Halter	1	
32	12046	Pipetta tubo benzina	Inlet elbow	Tuyau de raccord	Zulaufdeckel	1	
33	12048	Vite	Screw	Vis	Schraube	1	
34	12451	Cappuccio	Cap	Capouchon	Kappe	1	
35	32859/36	Cornetto di aspirazione	Horn	Cornet	Gaffel	1	

***: F.m. 4N002485**

N° CATALOGO - CATALOG No. - Nr. CATALOGUE - KATALOG Nr. 50616 PAGINA EMESSA Novembre '85 - PAGE ISSUED November '85 - PAGE IMPRIMÉ Novembre '85 - SEITE HERAUSGEGEBEN November '85

CARBURATORE
CARBURETOR
CARBURATEUR
VERGASER *

DRAWING-TAVOLA
TABLE-BILD

12A

WMX 125/86 CROSS

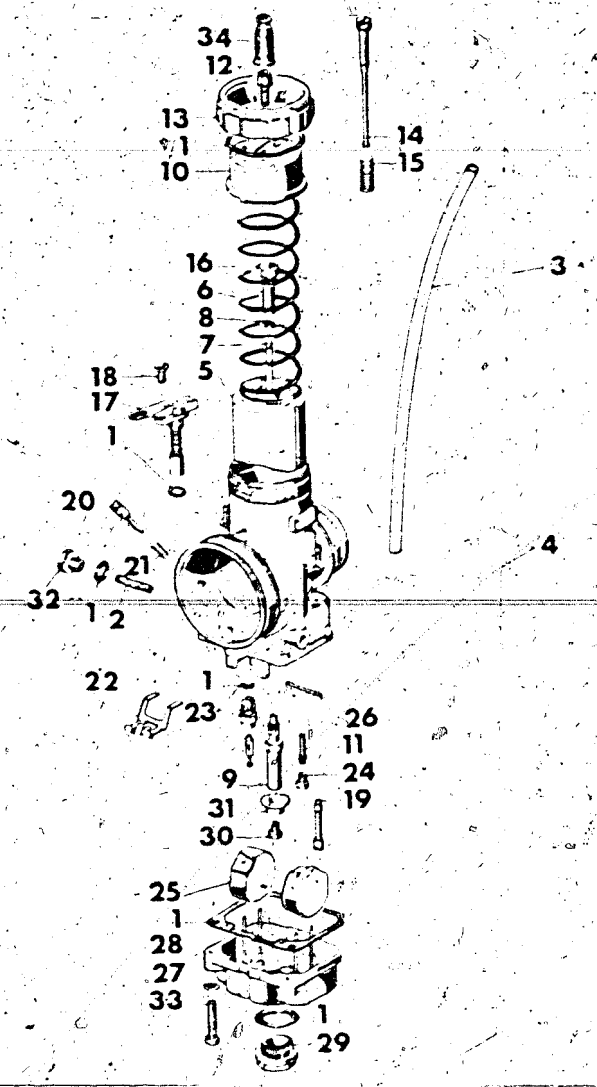

Index No Pos. N.	Code N Nr Code N Cod. Code Nr.	DENOMINAZIONE	NAME	DESIGNATION	BESHREIBUNG	Q ty Q ta Q te M ge	Validity Validita Validite Gultig
1	50486	Gruppo guarnizioni	Gaskets assy	Joint compl	Dichtung Kpl	1	
2	50475	Filtro benzina	Filter	Filtre	Filter	1	
3	29042	Tubetto sfiato	Pipe	Tuyau	Rohr	2	
4	49060	Carburatore Dell'Orto PHSB 36PS	Carburetor Dell'Orto PHSB 36PS	Carburateur Dell'Orto PHSB 36PS	Vergaser Dell'Orto PHSB 36PS	1	
5	50487	Valvola gas da 35	Throttle 35	Soupape 35	Ventil 35	1	
6	50467	Molla	Spring	Ressort	Feder	1	
7	27910/37	Spillo conico K37	Needle valve K37	Epingle K37	Nadeleinsate K37	1	
8	35353	Fermaglio	Retainer	Arrêt	Aufhalter	1	
9	50488	Polverizzatore BH 264	Nozzle BH 264	Pulverisateur BH 264	Duse BH 264	1	
10	50465	Coperchio	Cover	Couvercle	Deckel	1	
11	50489	Emulsionatore minimo	Emulsyfying	Emulsionneur	Emulseur	1	
12	4103	Vite tendifilo	Screw	Vis	Schraube	1	
13	50463	Ghiera	Ring nut	Embout	Nut mutter	1	
14	50461	Vite regolaz. valvola gas	Screw	Vis	Schraube	1	
15	50462	Molla	Spring	Ressort	Feder	1	
16	50466	Nipplo	Nipple	Nipple	Nippel	1	
17	50469	Dispositivo avviamento	Starting device	Dispositive de démarrage	Startvorrichtung	1	
18	50468	Vite	Screw	Vis	Schraube	1	
19	50490	Getto avviamento da 60	Idling jet 60	Gicleur 60	Vergaserduse 60	1	
20	50471	Vite aria minimo	Screw	Vis	Schraube	1	
21	50472	Molla	Spring	Ressort	Feder	1	
22	50476	Bilanciere	Compensator	Balancier	Hebel	1	
23	50491	Gruppo spillo chiusura benzina	Float valve	Pointeau du flotteur	Schwimmernadelventil	1	
24	5761/55	Getto minimo da 55 (di serie)	Idling jet 55 (standard)	Gicleur 55 (en serie)	Vergaserduse 55 (in serie)	1	
	5761/52	Getto minimo da 52	Idling jet 52	Gicleur 52	Vergaserduse 52	1	
25	29665	Galleggiante g 4,5	Float g 4,5	Flotteur g 4,5	Schwimmer g 4,5	2	
26	50478	Perno	Pin	Pivot	Stift	1	
27	50482	Rosetta elastica	Spring washer	Rondelle elastique	Federscheibe	2	
28	50481	Corpo vaschetta	Body	Corp	Korper	1	
29	50485	Tappo vaschetta	Plug	Bouchon	Verschluss	1	
30	12041/195	Getto max. da 195 (di serie)	Idling jet 195 (standard)	Gicleur 195 (en serie)	Vergaserduse 195 (in serie)	1	
	12041/192	Getto max. da 192	Idling jet 192	Gicleur 192	Vergaserduse 192	1	
	12041/198	Getto max. da 198	Idling jet 198	Gicleur 198	Vergaserduse 198	1	
31	50479	Fondello	Cup	Cuvette	Teller	1	
32	50473	Tappo	Plug	Bouchon	Verschluss	1	
33	50483	Vite	Screw	Vis	Schraube	2	
34	12451	Cappuccio	Cap	Capouchon	Kappe	1	

***: D.m. 4N002486**

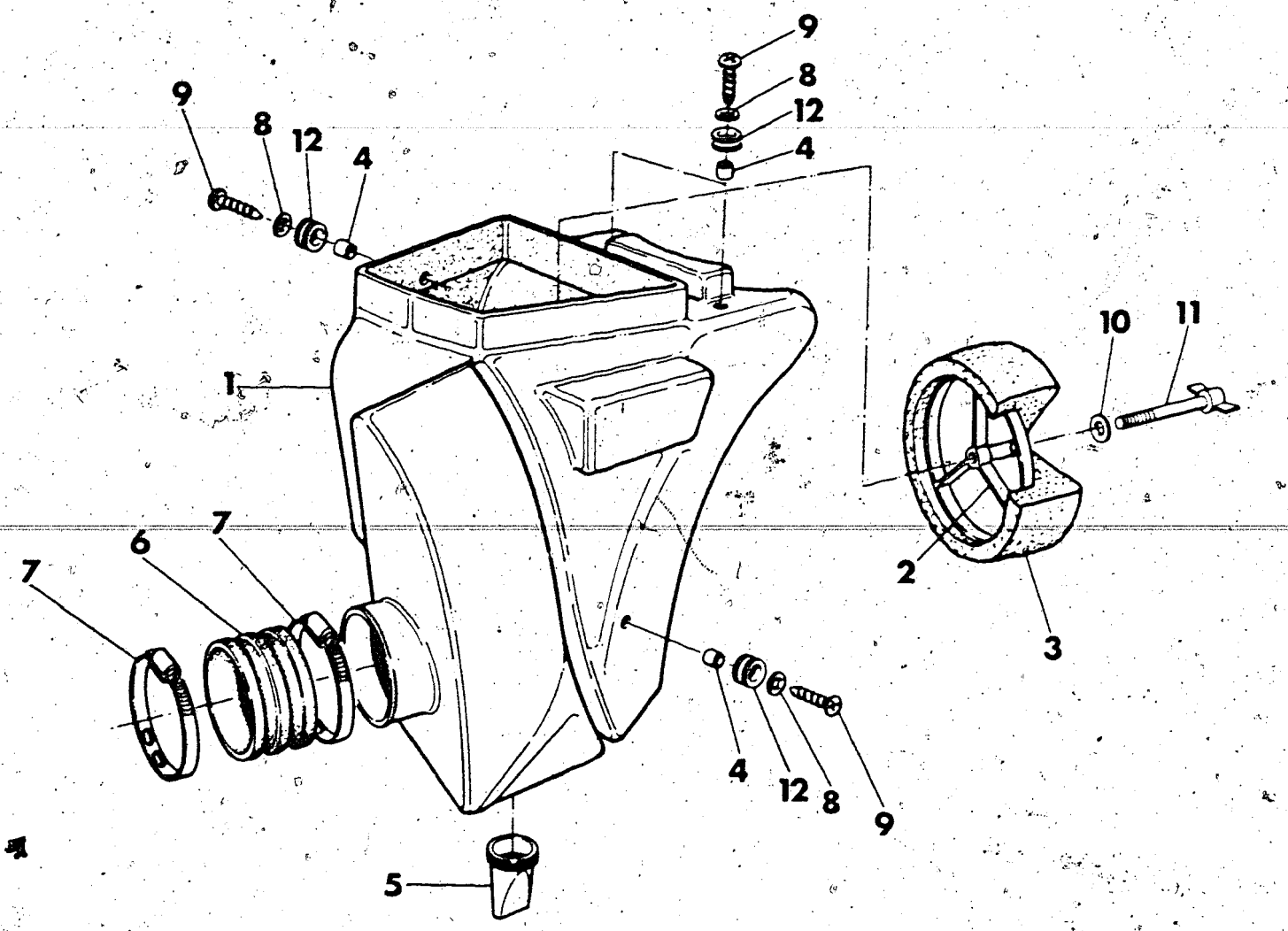

Index No Pos N.	Code N Nr. Code N. Cod. Code Nr.	DENOMINAZIONE	NAME	DESIGNATION	BESHREIBUNG	Q ty Q tà Q te M ge	Validity Validità Validité Gultig
1	48970	Scatola filtro	Air box	Boite puor filtre	Gehause	1	
2	37622	Gabbia filtro	Cleaner cage	Cage pour filtre	Kafig filter	1	
3	44091	Filtro aria	Air cleaner	Filtre à air	Luftfilter	1	
4	37632	Distanziale	Spacer	Entretoise	Distanzstück	4	
5	48971	Valvola di scarico	Drain throttle	Souppape	Ventil	1	
6	37862	Manicotto	Rubber manifold	Manchon	Gummimuffe	1	
7	37906	Fascetta	Clamp	Collier	Schelle	2	
8	N15548-G22	Rondella piana	Washer	Rondelle	Scheibe	4	
9	37746	Vite	Screw	Vis	Schraube	4	
10	N15549-G22	Rosetta piana	Washer	Rondelle	Scheibe	1	
11	37947	Vite	Screw	Vis	Schraube	1	
12	18048	Antivibrante	Damper bushing	Element antivibrant	Vibrieschtzelement	4	

TELAIO FRAME ASSEMBLY CHASSIS RAHMEN	DRAWING-TAVOLA TABLE-BILD	14 WMX 125/86 CROSS

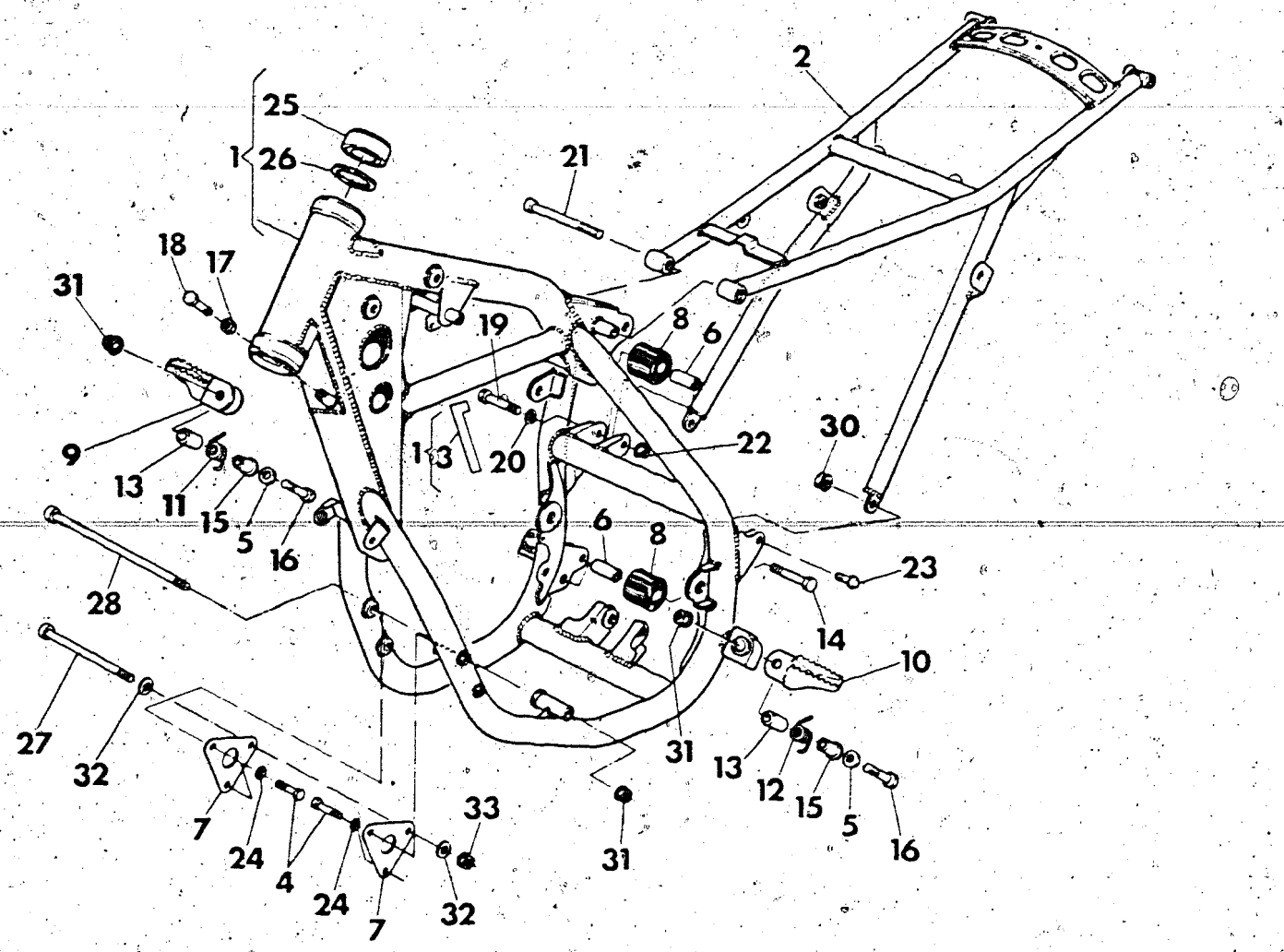

Index No. Pos. N.	Code N. Nr. Code N. Cod. Code Nr.	DENOMINAZIONE	NAME	DESIGNATION	BESHREIBUNG	Q.ty Q.ta Q.te M.ge	Validity Validita Validité Gultig
1	43441	Parte anteriore telaio compl. di cuscin. di sterzo	Frame front side assy	Chassis av. compl.	Vorderfahrgestell Kpl.	1	
2	47487	Parte posteriore telaio	Frame rear side	Chassis arrière	Hinterfahrgestell	1	
4	48838	Vite	Screw	Vis	Schraube	4	
5	N15506-G22	Rosetta piana	Washer	Rondelle	Scheibe	2	
6	43947	Distanziale	Spacer	Entretoise	Distanzstück	2	
7	43474	Piastra anteriore fissaggio motore	Engine front plate	Plaquette avant	Vorterplatte	2	
8	43946	Rullo	Roll	Rouleau	Rolle	2	
9	48530	Pedana destra	R. foot-rest	Repose-pied D.	Fussraste R.	1	
10	48531	Pedana sinistra	L. foot-rest	Repose-pied G.	Fussraste L.	1	
11	48533	Molla destra	R. spring	Ressort D.	R. Feder	1	
12	48534	Molla sinistra	L. spring	Ressort G.	L. Feder	1	
13	43496	Distanziale	Spacer	Entretoise	Distanzstück	2	
14	N1152-G22	Vite	Screw	Vis	Schraube	1	
15	48535	Bussola	Bush	Douille	Buchse	2	
16	N1153-G22	Vite	Screw	Vis	Schraube	2	
17	N15064-G22	Dado	Nut	Ecrou	Mutter	2	
18	N1140-G22	Vite	Screw	Vis	Schraube	2	
19	N1152-G22	Vite	Screw	Vis	Schraube	1	
20	1676	Rosetta piana	Washer	Rondelle	Scheibe	1	
21	N2569-G22	Vite	Screw	Vis	Schraube	2	
22	40720	Dado	Nut	Ecrou	Mutter	1	
23	44014	Vite lato sinistro	Left screw	Vis côté gauche	L. Schraube	1	
	48837	Vite lato destro	Right screw	Vis côté droite	R. Schraube	1	
24	45499	Rosetta piana	Washer	Rondelle	Scheibe	4	
25	27142	Cuscinetto di sterzo	Bearing	Roulement	Lager	2	
26	27143	Rosetta	Washer	Rondelle	Scheibe	2	
27	43944	Perno anteriore fiss. motore	Front pin	Pivot avant	Vorterstift	1	
28	43945	Perno inferiore fiss. motore	Lower pin	Pivot inferieur	Unterstift	1	
30	40719	Dado	Nut	Ecrou	Mutter	2	
31	40720	Dado	Nut	Ecrou	Mutter	3	
32	1911	Rosetta	Washer	Rondelle	Scheibe	2	
33	45498	Dado	Nut	Ecrou	Mutter	1	

N° CATALOGO - CATALOG No. - Nr. CATALOGUE - KATALOG Nr. 50516 PAGINA EMESSA Novembre '85 - PAGE ISSUED November '85 - PAGE IMPRIME Novembre '85 - SEITE HERAUSGEGEBEN November '85

SOSPENSIONE ANTERIORE FRONT FORK ASSEMBLY SUSPENSION AVANT TELESKOPGABEL	DRAWING-TAVOLA TABLE-BILD	15 WMX 125 G.P. CROSS

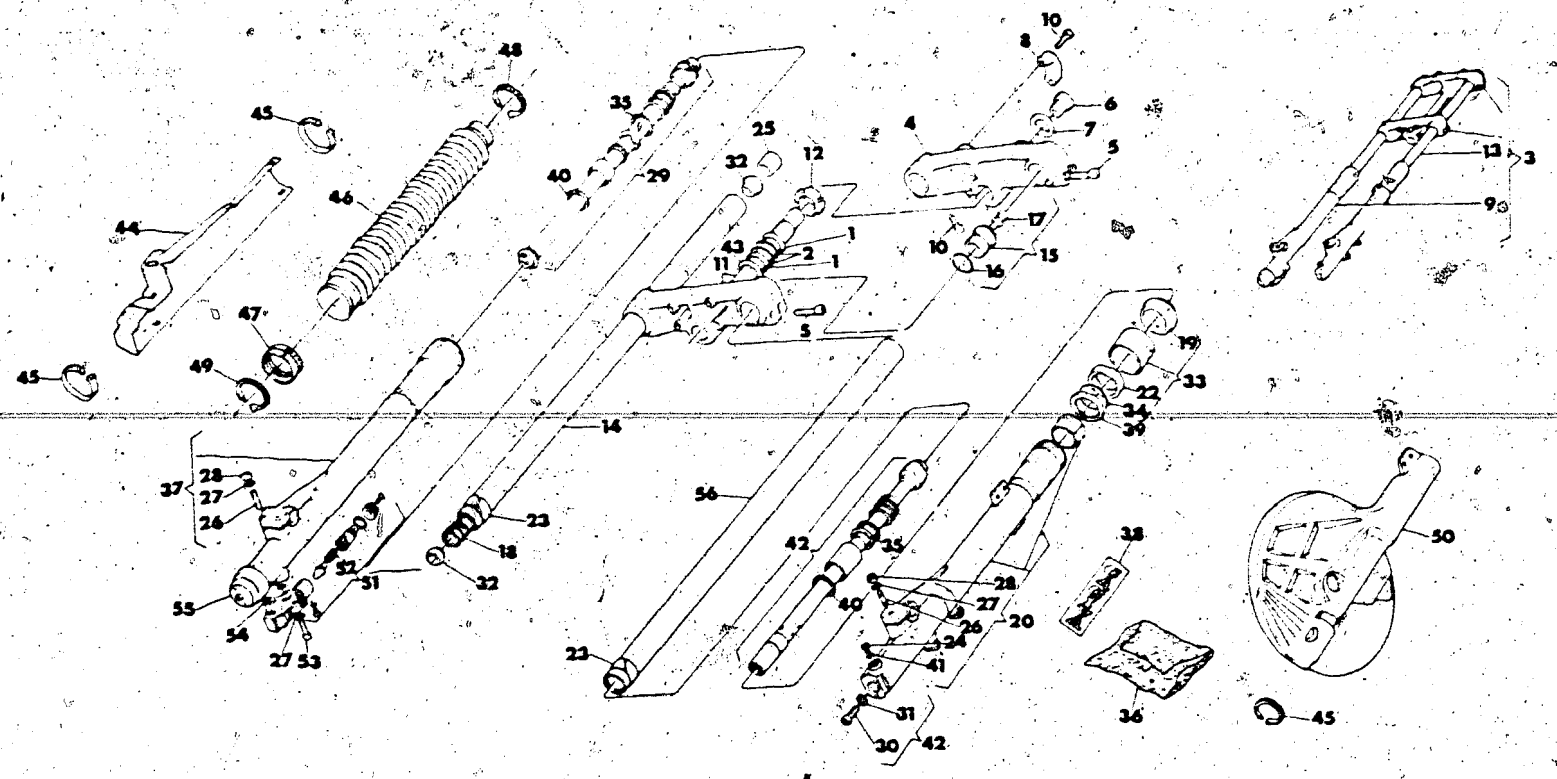

Index No. Pos. N.	Code N. Nr. Code N. Cod. Code Nr.	DENOMINAZIONE	NAME	DESIGNATION	BESHREIBUNG	Q.ty Q.tà Q.te M.ge	Validity Validità Validité Gultig
1	29116	Fondello	End plate	Couvercle	Endscheibe	2	
2	29117	Anello OR	«O» Ring	Joint «O»	«O» Ring	2	
3	48380	Sospens. anter. completa	Front fork assy.	Suspension AV. compl.	Teleskopgabel Kpl.	1	
4	50686	Testa di sterzo	Upper bracket	Pont de fourche sup.	Gabelbrücke, oben	1	
5	N2558-G19	Vite	Screw	Vis	Schraube	8	
6	37961	Dado	Nut	Ecrou	Mutter	1	
7	31128	Rondella	Washer	Rondelle	Scheibe	1	
8	45030	Morsetto manubrio	Clamp	Eton	Klemme	2	
9	50666	Gamba destra completa	Right fork leg assy.	Fourche compl. D.	Telegabel Kpl.	1	
10	N2557-G19	Vite	Screw	Vis	Schraube	5	
11	44393	Base di sterzo con perno	Stem & lower bracket	Pont de fourche infer.	Gabelbrücke, unten.	1	
12	21954	Ghiera di registro	Adyuster, bearing	Embout de reglage	Nut mutter	1	
13	50665	Gamba sinistra completa	Left fork leg assy.	Fourche compl. G	L. Telegabel Kpl.	1	
14	50668	Asta di forza destra	R. Fork leg	Tuyau droite	R. Rohr	1	
15	44396	Tappo completo	Fork cap assy	Bouchon compl.	Verschlussschraube Kpl.	2	
16	N21938	Guarnizione	Gasket	Joint	Ring	2	
17	41253	Valvola	Fitting	Valve	Ventil	2	
18	47903	Molla portante destra	Right spring	Ressort D.	R. Feder	1	
19	48396	Manicotto di protezione	Dust cover	Racle poussiere	Staubstreif	2	
20	50673	Scorrevole sinistro compl.	Left slider assy	Montant G. compl.	Bein L. Kpl.	1	
22	41394	Anello di tenuta	Seal ring	Joint d'etanchéité	Dichtung	2	
23	50669	Boccola	Bushing	Douille	Buchse	2	
24	43353	Vite scarico olio	Drain screw	Vis de vidange	Ablassschraube	2	
25	50684	Tubetto precarica	Tube	Tuyau	Rohr	1	
26	40833	Prigioniero per perno ruota	Stud	Goujon	Stift	3	
27	N15504-G19	Rondella piana	Washer	Rondelle	Scheibe	5	
28	N15193-G19	Dado	Nut	Ecrou	Mutter	3	
29	50682	Variatore destro compl.	R. damper tube assy	Tuyau ammortisseur compl. D.	L. Dampferroht Kpl.	1	
30	50683	Vite	Screw	Vis	Schraube	2	
31	37982	Guarnizione	Gasket	Joint	Dichtung	2	

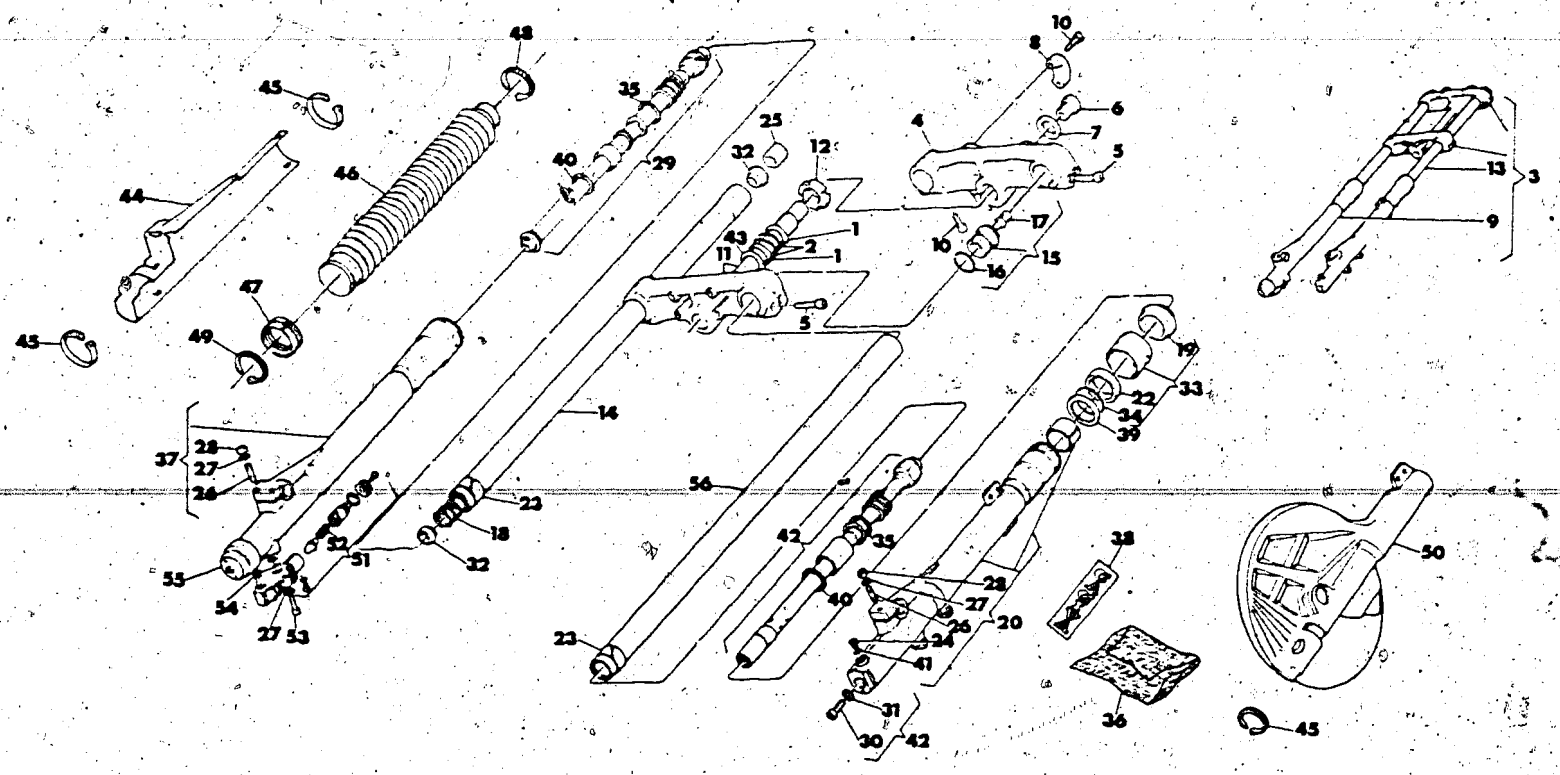

Index No. Pos. N.	Code N. Nr. Code N. Cod. Code Nr.	DENOMINAZIONE	NAME	DESIGNATION	BESHREIBUNG	Q.ty Q.tà Q.te M.ge	Validity Validità Validité Gultig
32	37991	Puntale	Rumer	Creux	Rohr	2	
33	50670	Gruppo boccola	Group bushing	Groupe douille	Buchsegruppe	2	
34	50671	Anello OR	«O» Ring	Joint «O»	«O» Ring	2	
35	48401	Anello seeger	Lock ring	Bague d'arret	Sicherungsecheibe	2	
36	50685	Gruppo guarnizioni (comprendente n. 16, 19, 22, 31, 34, 41, 54)	Gasket set (with n. 16, 19, 22, 31, 34, 41, 54)	Serie Joints (avec n. 16, 19, 22, 31, 34, 41, 54)	Dichtungsgruppe (mit n. 16, 19, 22, 31, 34, 41, 54)	1	
37	50672	Scorrevole destro compl.	Right slider assy	Montant D. compl.	R. Bein Kpl.	1	
38	36468	Autoadesivo «CAGIVA»	Trim	Décalcomanie	Streifen	2	
39	50675	Scodellino	Cup	Cupelle	Hülse	2	
40	44944	Anello di fermo	Lock ring	Bagne d'arret	Sicherungsscheibe	2	
41	31106	Guarnizione	Gasket	Joint	Dichtung	2	
42	50681	Variatore sinistro compl.	L. damper tube assy	Tuyau ammortisseur compl. G.	L. Dampferroht Kpl.	1	
43	4646	Rosetta piana	Washer	Rondelle	Scheibe	1	
44	49528	Protezione scorrevole destro	R. H. Slider guard	Protection mountant D.	Schutz bein R.	1	
45	34002	Fascetta	Clamp	Collier	Schelle	3	
46	47982	Soffietto	Bellows	Soufflet	Blag	2	
47	47513	Supporto	Halder	Support	Halter	2	
48	27521	Fascetta superiore	Upper clamp	Collier sup.	Über Schelle	2	
49	47981	Fascetta inferiore	Lower clamp	Collier inf.	Unter Schelle	2	
50	49527	Protezione disco freno	L. H. Slider guard	Protection mountant G.	Schutz bein L.	1	
51	50676	Gruppo astuccio reg. freno idraulico	Governing brake assy	Groupe rég. frein	Regelungbremse Deckelgruppe	1	
52	50677	Contro molla	Spring	Ressort	Feder	1	
53	50678	Vite	Screw	Vis	Schraube	2	
54	50679	Anello OR	«O» Ring	Joint «O»	«O» Ring	2	
55	50680	Gruppo tappo inferiore	Lower plug assy	Group capouchon inferieur	Unter Deckelgruppe	1	
56	50667	Asta di forza sinistra	Left fork leg	Tuyau G.	L. Rohr	1	

FORCELLONE E SOSPENSIONE POSTERIORE SWING ARM AND REAR SUSPENSION FOURCHE ET SUSPENSION ARRIÈRE GABEL UND HINTERAUFHÄNGUNG	DRAWING-TAVOLA TABLE-BILD	16 WMX 125/86 CROSS

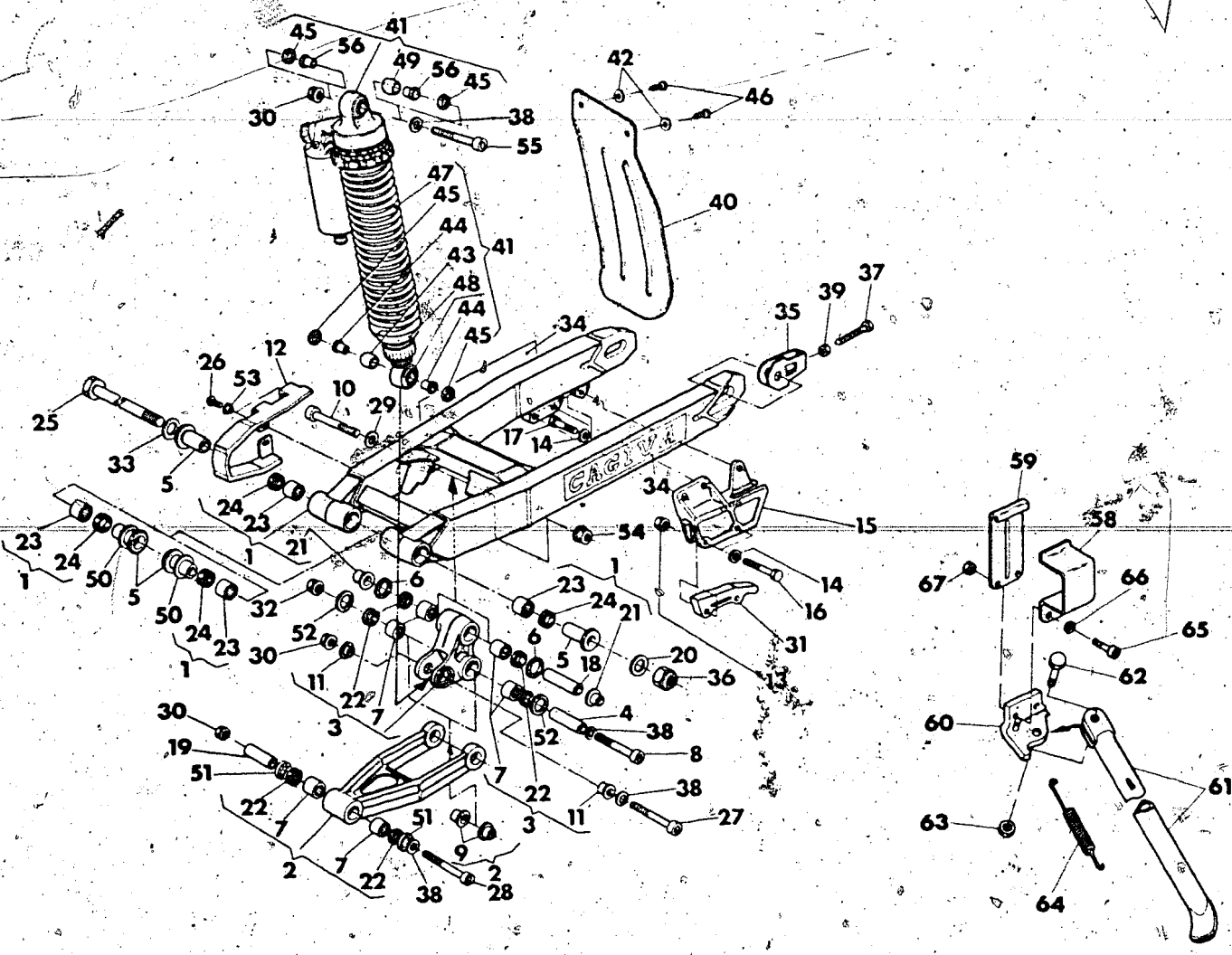

Index No. Pos. N.	Code N. Nr. Code N. Cod. Code Nr.	DENOMINAZIONE	NAME	DESIGNATION	BESHREIBUNG	Q.ty Q.tà Q te M ge	Validity Validità Validité Gultig
1	43524	Assieme forcellone	Swing arm assy	Fourche AR compl.	Gabel Kpl.	1	
2	43527	Tirante completo	Tie rod assy.	Entretoise compl.	Zugstange Kpl.	1	
3	43530	Bilanciere completo	Compensator assy	Balancier compl.	Hebel Kpl	1	
4	43534	Spinotto	Pin	Axe	Bolzen	1	
5	41707	Bussola	Bushing	Douille	Buchse	4	
6	42024	Anello in feltro	Ring	Joint	Ring	2	
7	38956	Boccola a rullini	Needle bearing	Roulement aiguilles	Nadelkafig	6	
8	48435	Perno	Pin	Pivot	Stift	1	
9	42028	Bussola	Bushing	Douille	Buchse	2	
10	48436	Perno	Pin	Pivot	Stift	1	
11	42030	Bussola	Bushing	Douille	Buchse	2	
12	43159	Pattino catena	Chain slider	Patin	Fuhrung	1	
13	41512	Dado	Nut	Ecrou	Mutter	2	
14	N15504-G22	Rosetta piana	Washer	Rondelle	Scheibe	5	
15	41712	Guida catena	Chain guide	Guide-Chain	Kettenführung	1	
16	N1089-G22	Vite	Screw	Vis	Schraube	2	
17	N1079-G22	Vite	Screw	Vis	Schraube	3	
18	42027	Spinotto	Pin	Axe	Bolzen	1	
19	43538	Spinotto	Pin	Axe	Bolzen	1	
20	N15508-G22	Rosetta piana	Washer	Rondelle	Scheibe	1	
21	42029	Bussola	Bushing	Douille	Buchse	2	
22	35900	Anello di tenuta	Seal Ring	Bague d'etancheite	Dichtungsring	6	
23	32064	Gabbia a rullini	Needle bearing	Roulement aiguilles	Nadelkafig	4	
24	32065	Anello di tenuta	Seal ring	Bague d'etancheite	Dichtungsring	4	
25	43526	Perno forcellone	Pin	Pivot	Stift	1	
26	33564	Vite	Screw	Vis	Schraube	2	
27	46171	Perno	Pin	Pivot	Stift	2	
28	43535	Perno	Pin	Pivot	Stift	1	
29	5934	Rosetta	Washer	Rondelle	Scheibe	1	
30	42022	Dado	Nut	Ecrou	Mutter	3	
31	41714	Pattino inferiore	Lower guide block	Patin inferieur	Unter Schuh	2	
32	42022	Dado	Nut	Ecrou	Mutter	1	
33	20066	Rosetta piana	Washer	Rondelle	Scheibe	1	

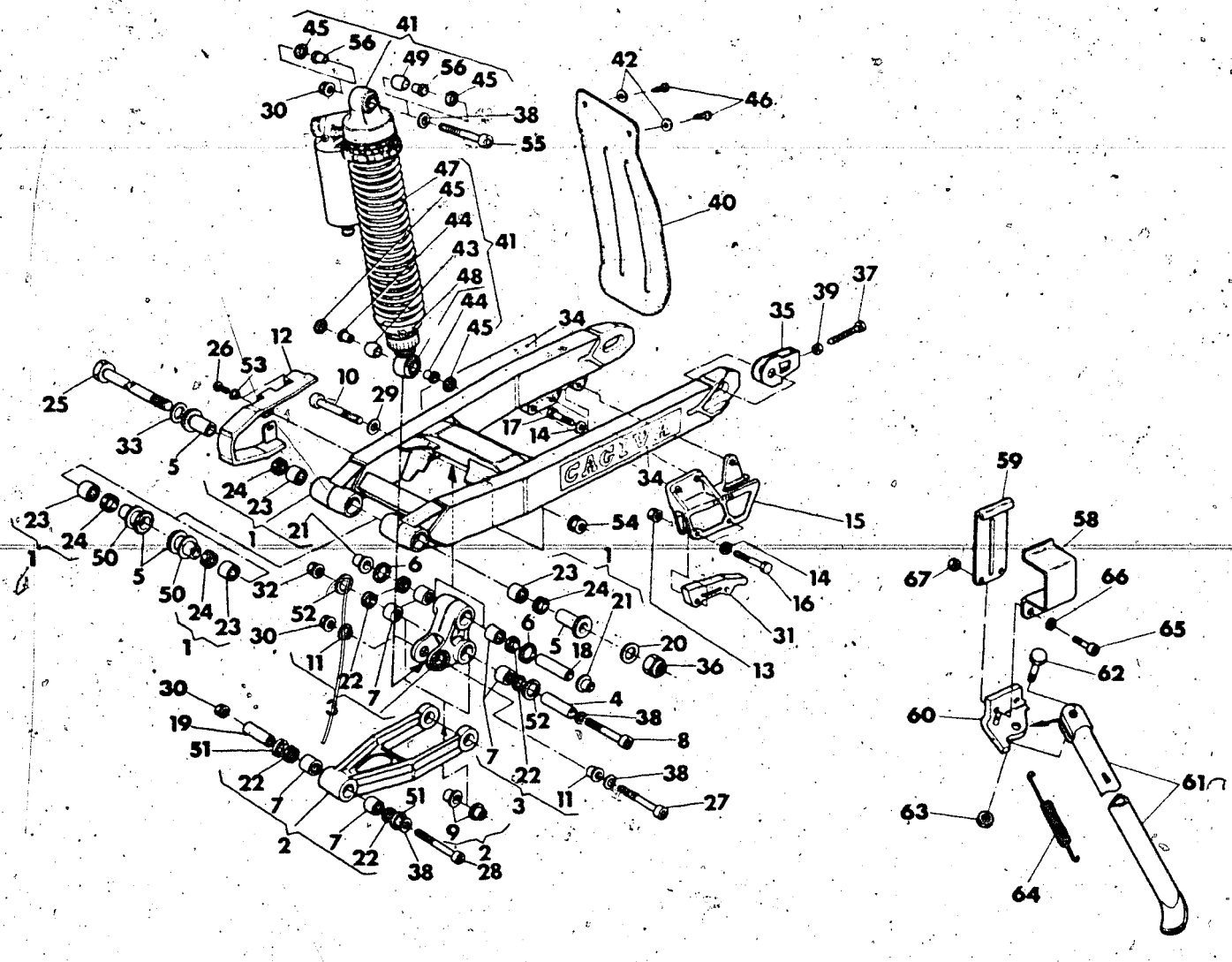

Index No. Pos. N.	Code N. Nr. Code N. Cod. Code Nr.	DENOMINAZIONE	NAME	DESIGNATION	BESHREIBUNG	Q.ty Q.tà Q.te M.ge	Validity Validità Validité Gultig
34	46140	Adesivo «CAGIVA»	Trim	Decal.	Abziehbild	2	
35	47571	Tendicatena	Chain adjuster	Tendeur de chaine	Katterspänner	2	
36	N15213-G22	Dado	Nut	Ecrou	Mutter	1	
37	48700	Vite	Screw	Vis	Scraube	2	
38	4167	Rondella piana	Washer	Rondelle	Scheibe	4	
39	N15064-G22	Dado	Nut	Ecrou	Mutter	2	
40	38115	Protezione post. ammortizzatore	Guard	Protection	Protektion	1	
41	48419	Ammortizzatore completo	Absorber assy	Amortisseur compl.	Stossdamper Kpl.	1	
42	N15548-G22	Rosetta piana	Washer	Rondelle	Scheibe	2	
43	38764	Cuscinetto a snodo sferico	Bearing	Roulement	Lager	1	
44	38768	Boccola	Bushing	Douille	Busche	2	
45	38767	Anello in feltro	Ring	Joint	Ring	4	
46	37745	Vite	Screw	Vis	Schraube	2	
47	43540	Molla	Spring	Ressort	Feder	1	
48	43541	Ghiera inferiore	Lower ringnut	Embout inf.	Unternut Mutter	1	
49	43726	Cuscinetto a snodo sferico	Bearing	Roulement	Lager	1	
50		Rosetta di rasamento sp.	Thrust washer	Rondelle d'epaulement	Anlaufscheibe	2	
	32069/80	0,8 mm	0,8 mm	0,8 mm	0,8		
	32069/100	1,0 mm	1,0 mm	1,0 mm	1,0 mm		
	32069/120	1,2 mm	1,2 mm	1,2 mm	1,2 mm		
51	45497	Anello in feltro	Ring	Joint	Ring	2	
52	46172	Rondella in nylon	Washer	Rondelle	Scheibe	2	
53	45495	Bussola	Bushing	Douille	Buchse	2	
54	42023	Dado	Nut	Ecrou	Mutter	1	
55	43537	Perno	Pin	Pivot	Sfhift	1	
56	46173	Boccola	Bushing	Douille	Ring	2	
58	49495	Piastra esterna	Outer plate	Plaque ext.	Aussenplatte	1	
59	49494	Piastra interna	Inner plate	Plaque int.	Innenplatte	1	
60	49492	Piastra per gamba laterale	Side stand plate	Plaque pour bequille latérale	Seitenständerplatte	1	
61	49487	Gamba laterale	Side stand	Bequille latérale	Seitenständer	1	
62	49493	Vite	Screw	Vis	Schraube	1	
63	N15066-G22	Dado	Nut	Ecrou	Mutter	1	
64	49489	Molla	Spring	Ressort	Feder	1	
65	N2557-G22	Vite	Screw	Vis	Schraube	2	
66	N15506-G22	Rosetta	Washer	Rondelle	Scheibe	2	
67	40720	Dado	Nut	Ecrou	Mutter	2	

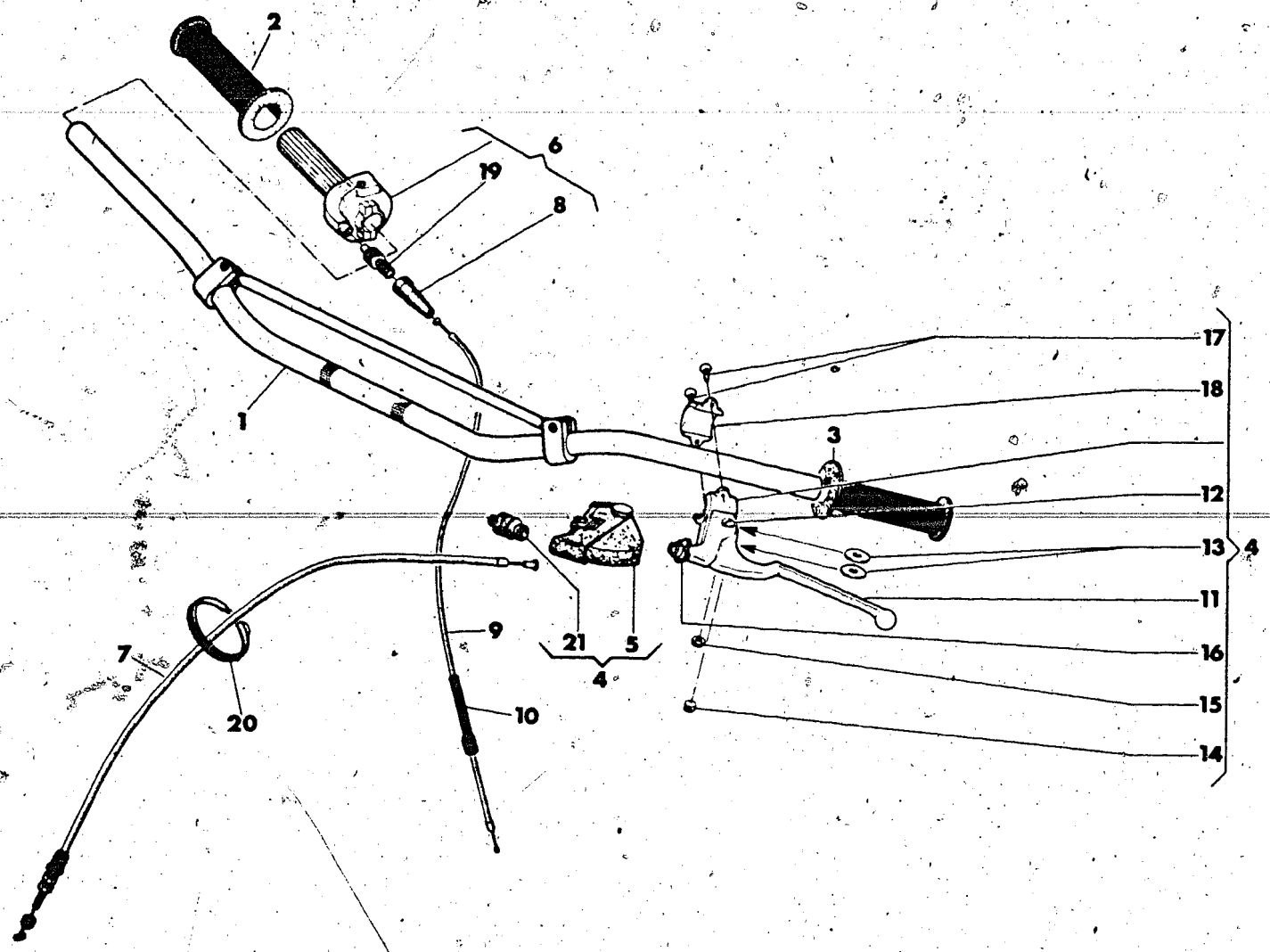

Index No. Pos. N.	Code N. Nr. Code N. Cod. Code Nr.	DENOMINAZIONE	NAME	DESIGNATION	BESHREIBUNG	Q.ty Q.tà Q.te M.ge	Validity Validità Validité Gultig
1	48661	Manubrio	Handlebar	Guidon	Lenker	1	
2	30343	Manopola destra	R. Handle grip	Poignée D.	Lenker-Festgriff R.	1	
3	30344	Manopola sinistra	L. Handle grip	Poignée L.	Lenker-Festgriff L.	1	
4	48913	Comando frizione completo	Clutch control assy	Levier d'embrayage	Kupplungschbelgruppe Kpl.	1	
5	48917	Coprileva	Guard	Protection	Schute	1	
6	40684	Comando gas completo	Throttle control assy	Commande de gas compl.	Gasdrehgriff Kpl.	1	
7	48888	Trasmissione frizione compl.	Clutch cable assy	Cable embrayage compl.	Kupplungszug Kpl	1	
8	38805	Cappuccio	Cap	Capouchon	Lenker-Festgriff	1	
9	43822	Trasmissione gas compl.	Throttle cable assy	Cable du gaz compl.	Gaszung Kpl.	1	
10	37841	Molla	Spring	Ressort	Feder	1	
11	48915	Leva frizione	Clutch lever	Levier de embrayage	Kupplungschebel	1	
12	38797	Vite fulcro leva	Screw	Vis	Schraube	1	
13	38798	Rosetta in P.V.C.	Washer	Rondelle	Scheibe	2	
14	38802	Barilotto	Cable retainer	Cliquet	Nippelaufnahme	1	
15	38799	Dado	Nut	Ecrou	Mutter	1	
16	46916	Gruppo di registro	Adjuster assy	Tendeur compl.	Spannungsregler Kpl.	1	
17	N4103-G22	Vite	Screw	Vis	Schraube	2	
18	38801	Cavallotto	Holder	Support	Lagerung	1	
19	46145	Gruppo di registro	Adjuster set	Groupe de registre	Register satz	1	
20	21812	Fascetta	Clamp	Collier	Schelle	1	
21	48918	Protez. gruppo di registro	Guard	Protection	Schute	1	

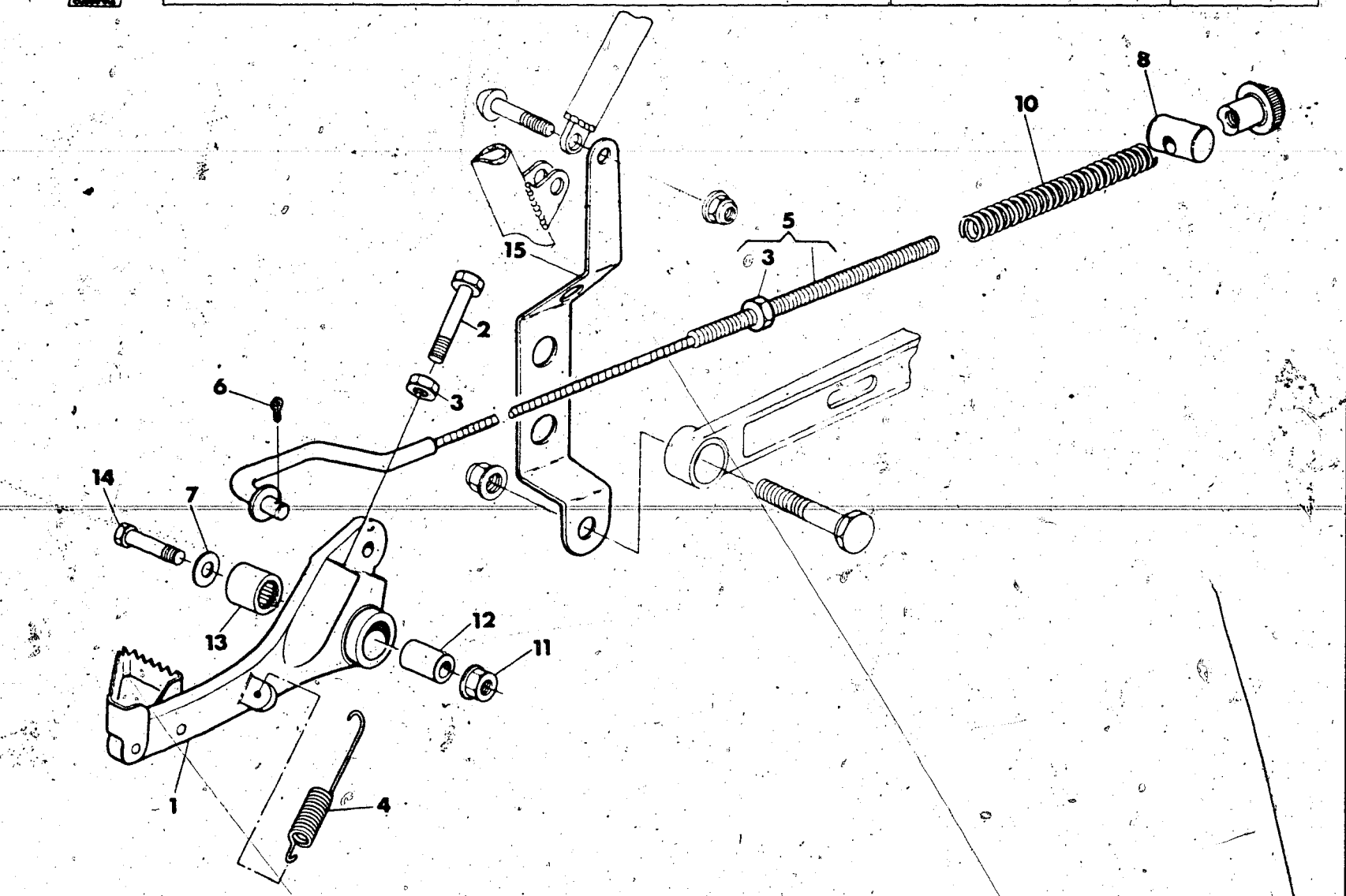

Index No. Pos. N.	Code N. Nr. Code N. Cod. Code Nr.	DENOMINAZIONE	NAME	DESIGNATION	BESHREIBUNG	Q.ty Q.tà Q.te Mge	Validity Validità Validité Gultig
1	43825	Ass. leva freno post.	Lever assy	Levier compl.	Bremsehebel	1	
2	N1081-G22	Vite	Screw	Vis	Schraube	1	
3	N15033-G22	Dado	Nut	Ecrou	Mutter	2	
4	43587	Molla	Spring	Ressort	Feder	1	
5	48752	Tirante com. freno	Tie-rod	Tirant	Betatigungsstange	1	
6	N20067-G22	Copiglia	Cotter pin	Coupille	Splint	1	
7	N15504-G22	Rosetta	Washer	Rondelle	Scheibe	1	
8	12723	Barilotto	Retainer	Cliquet	Nippelaufnahme	1	
9	6925	Pomolo	Knurled nut	Embout de réplage	Verstellungmutter	1	
10	48753	Molla	Spring	Ressort	Feder	1	
11	41512	Dado	Nut	Ecrou	Mutter	1	
12	42673	Distanziale	Spacer	Entretoise	Distanzstück	1	
13	42672	Astuccio a rullini	Needle bearing	Roulement aiguilles	Nadelkafig	1	
14	N1085-G22	Vite	Screw	Vis	Schraube	1	
15	48840	Piastrina protezione tirante	Plate	Paque	Platte	1	

CARENATURE, PARAFANGHI, SELLA, MANUALE USO E MAN.
GUARDS FENDERS, SEAT, OWNER'S MANUAL
CARENATURE, GARDE-BOUES, SIÈGE, EMPLOI D'ENTRETIEN
VERKLEIDUNG UND KOTFLÜGEL, SATTEL, HANDBUCH

DRAWING-TAVOLA
TABLE-BILD

19

WMX 125/86 CROSS

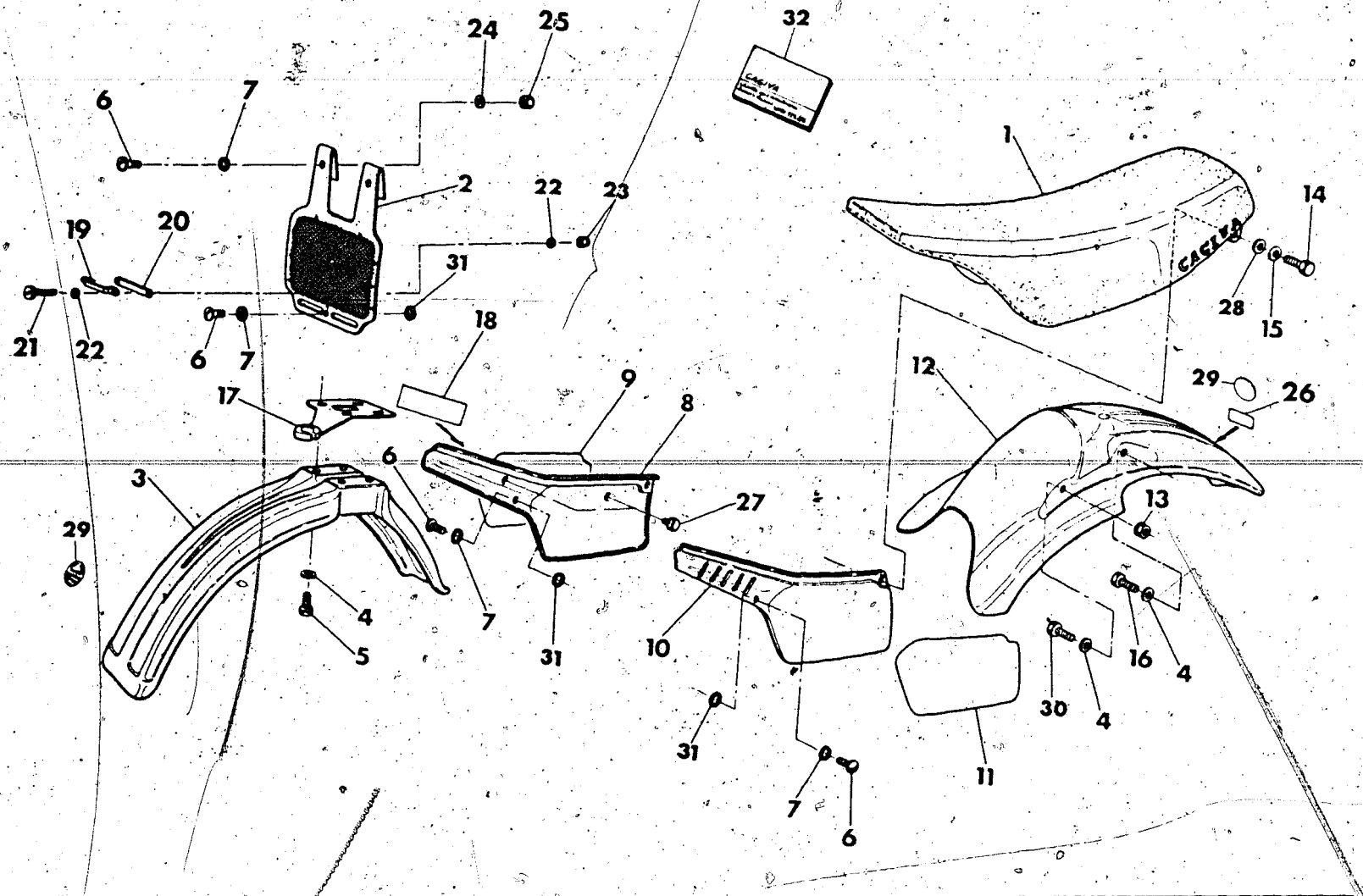

Index No. Pos. N.	Code N. Nr. Code N. Cod. Code Nr.	DENOMINAZIONE	NAME	DESIGNATION	BESHREIBUNG	Q.ty Q.tà Q.te M.ge	Validity Validità Validité Gultig
1	48408	Sella completa	Seat assy	Siège compl.	Sattel Kpl.	1	
2	43747	Portanumero anteriore	Front number holder	Porte numero avant	Vorterhalter	1	
3	43738	Parafango anteriore	Front fender	Garde-boue avant	Vorterkotfluger	1	
4	N15549-G22	Rosetta piana	Washer	Rondelle	Scheibe	8	
5	N1081-G22	Vite	Screw	Vis	Schraube	4	
6	37636	Vite	Screw	Vis	Schraube	5	
7	37656	Rosetta in plastica	Washer	Rondelle	Scheibe	5	
8	48414	Pannello destro	Right panel	Panneau droite	R. Plate	1	
9	50019	Adesivo destro	Right trim	Décalcomanie droite	R. Abziehbild	1	
10	48415	Pannello sinistro	Left panel	Panneau gauche	L. Plate	1	
11	50020	Adesivo sinistro	Left trim	Décalcomanie gauche	L. Abziehbild	1	
12	48413	Parafango post.	Rear fender	Garde-bour ar.	Hinterkotflugel	1	
13	N15193-G22	Dado	Nut	Ecrou	Mutter	2	
14	N1077-G22	Vite	Screw	Vis	Schraube	2	
15	N15536-G22	Rosetta elastica	Spring washer	Rondelle élastique	Federscheibe	2	
16	N1078-G22	Vite	Screw	Vis	Schraube	2	
17	43739	Guida trasmissione	Cable guide	Guide-câble	Kabelführung	1	
18	43636	Adesivo «WMX 125»	Trim	Décalc.	Abziehbild	1	
19	45491	Guida tubazione freno	Pipe slide	Guide tuyau frein	Rohren-Bremseführungs	1	
20	45492	Piastrina	Plate	Plaque	Platte	1	
21	N7540-G22	Vite	Screw	Vis	Schraube	2	
22	N15501-G22	Rosetta piana	Washer	Rondelle	Scheibe	4	
23	45493	Dado	Nut	Ecrou	Mutter	2	
24	N15549-G22	Rosetta piana	Washer	Rondelle	Scheibe	2	
25	N15193-G22	Dado	Nut	Ecrou	Mutter	2	
26	39031	Adesivo raccomandazioni	Trim	Décalcomanie	Abziehbild	1	
27	45490	Gommino	Rubber	Caoutchouc	Gummistück	2	
28	22271	Rosetta piana	Washer	Rondelle	Scheibe	2	
29	49723	Adesivo «WORLD CHAMPION REPLICA»	Trim	Décalcomanie	Abziehbild	2	
30	N1079-G22	Vite	Screw	Vis	Schraube	2	
31	30232	Rosetta in gomma	Washer	Rondelle	Scheibe	3	
32	50275	Manuale uso e manutenzione, manuale di servizio	Owner's manual, Tuning manual	Emploi d'entrétien Manual du Service	Handbuch Verkstatthandbuch	1	

SERBATOIO CARBURANTE GAS TANK RESERVOIR CARBURANT KRAFSTOFFBEHÄLTER	DRAWING-TAVOLA TABLE-BILD	20 WMX 125/86 CROSS

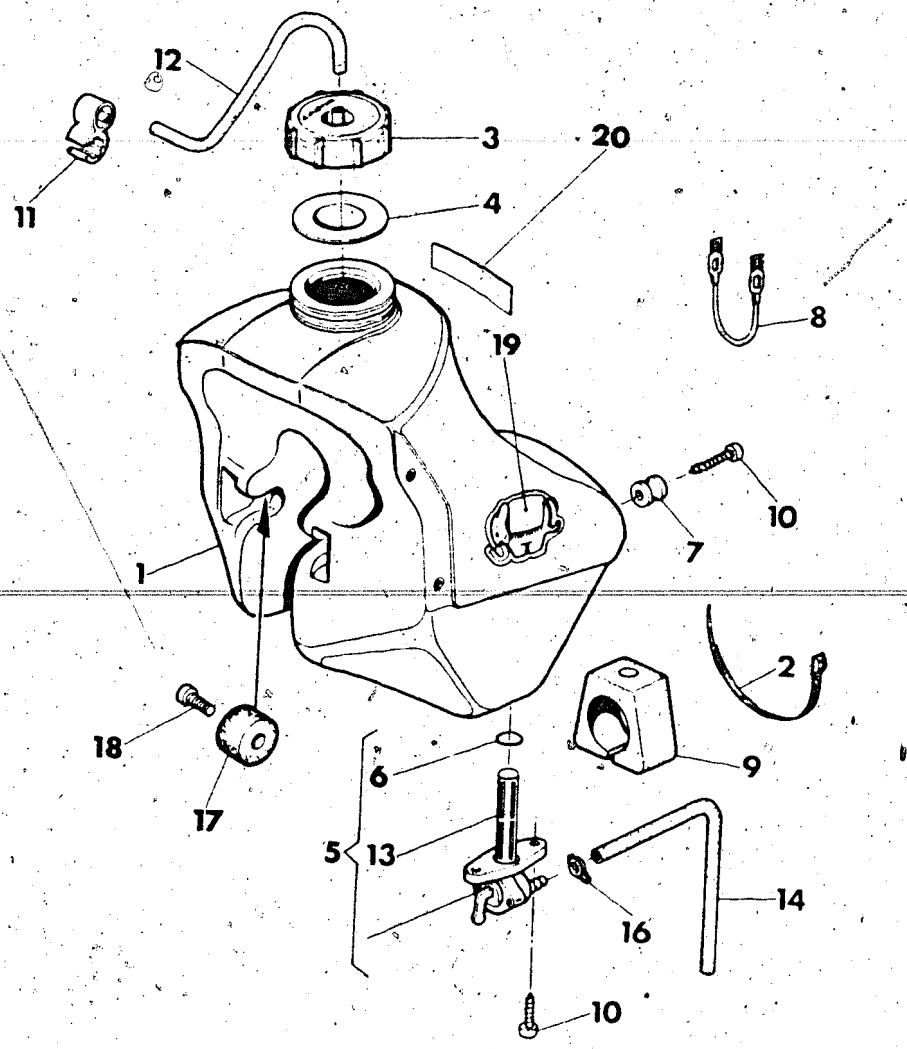

Index No. Pos. N.	Code N. Nr. Code N. Cod. Code Nr.	DENOMINAZIONE	NAME	DESIGNATION	BESHREIBUNG	Q ty Q tà Q te M ge	Validity Validità Validité Gultig
1	49933	Serbatoio carburante	Gas tank	Reservoir carburant	Kraftstoffbehälter	1	
2	21812	Fascetta	Clamp	Collier	Schelle	1	
3	32102	Tappo	Plug	Bouchon	Verschluss	1	
4	31060	Guarnizione	Gasket	Joint	Dichtung	1	
5	43592	Rubinetto completo	Gas valve assy	Robinet compl.	Kraftstoff-hahm Kpl.	1	
6	1199	Anello OR	«O» Ring	Joint «O»	O-Ring	1	
7	37637	Boccola posteriore	Bushing	Douille	Buchse	2	
8	37650	Attacco elastico	Rear connection	Attaque	Anschluss	1	
9	40767	Tampone posteriore	Rear rubber buffer	Tampon AR.	Gummimuffer	1	
10	37745	Vite autofilettante	Screw	Vis	Schraube	4	
11	38536	Attacco sfiato serbatoio	Connection	Attaque	Anchluss	1	
12	38752	Tubetto sfiato	Hose	Tuyau	Schlauch	1	
13	38748	Filtro benzina	Filter	Filtre	Filtrex	1	
14	43593	Condotto benzina	Gas line	Tuyau carbourant	Kraftstoffleitung	1	
16	18922	Anello elastico	Clamp	Collier	Schelle	1	
17	40813	Tampone anteriore	Front rubber buffer	Tampon AV.	Gumminuffer	2	
18	N7350-G22	Vite	Screw	Vis	Schraube	2	
19	46139	Adesivo	Trim	Decalcomanie	Abziehbild	2	
20	50018	Adesivo «MADE IN ITALY»	Trim	Décalcomanie	Abziehbild	1	

N° CATALOGO - CATALOG No. - Nr. CATALOGUE - KATALOG Nr.: 50516 PAGINA EMESSA Novembre '85 - PAGE ISSUED November '85 - PAGE IMPRIME Novembre '85 - SEITE HERAUSGEGEBEN November '85

SCARICO EXHAUST SYSTEM TUYAU D'ECHAPPEMENT AUSPUFFROHR	DRAWING-TAVOLA TABLE-BILD	21 WMX 125/86 CROSS

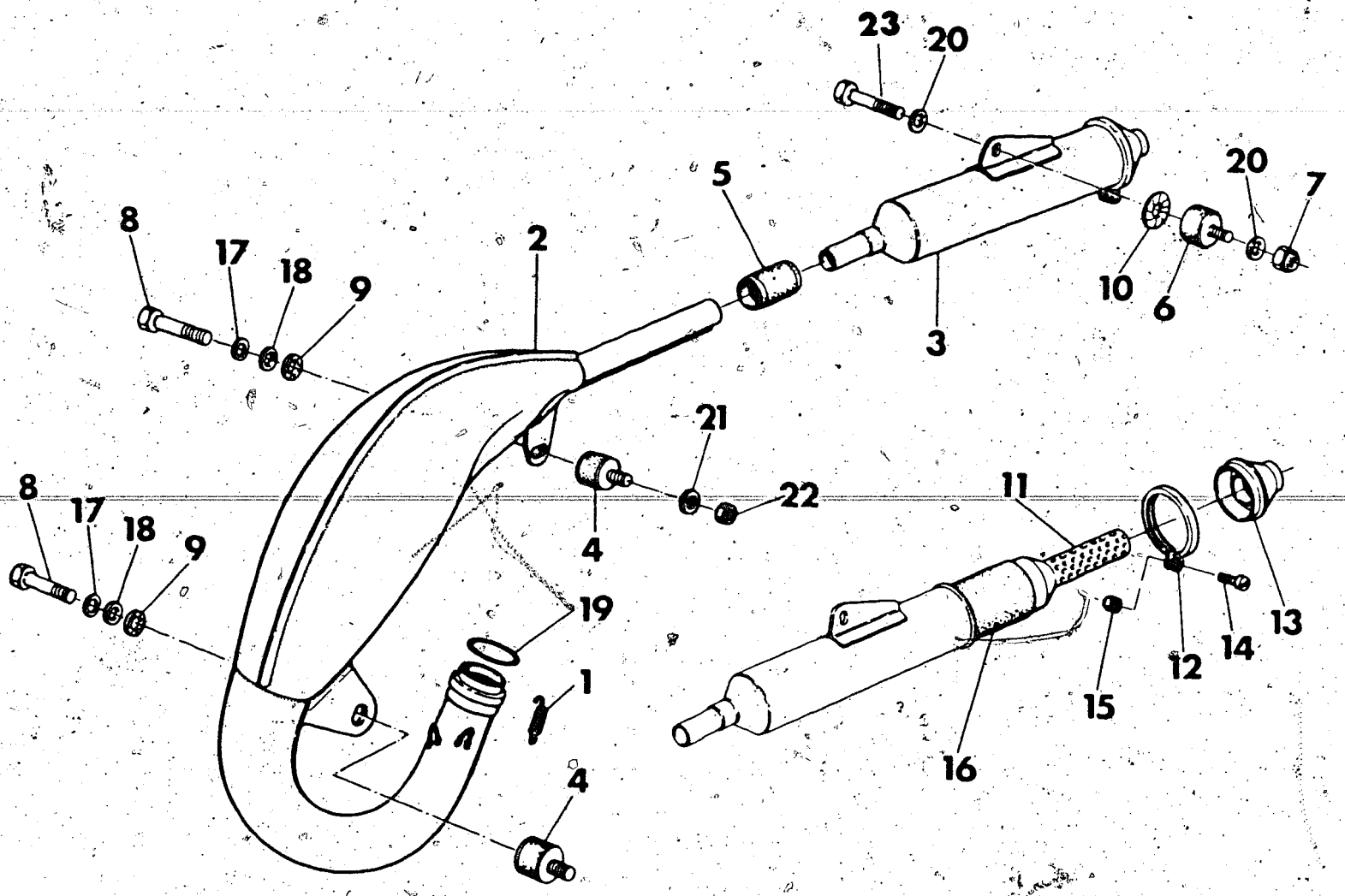

Index No. Pos. N:	Code N. Nr. Code N. Cod. Code Nr.	DENOMINAZIONE	NAME	DESIGNATION	BESHREIBUNG	Q.ty Q.tà Q.te M ge	Validity Validità Validité Gultig
1	46169	Molla	Spring	Ressort	feder	2	
2	48437	Tubo di scarico	Exhaust pipe	Tuyau d'echappement	Auspuffrohr	1	
3	45426	Silenziatore completo	Silencer assy	Silencieux compl.	Schaldampfer Kpl.	1	
4	43590	Antivibrante	Damper	Element antivibrant	Vibrierschatzelement	2	
5	31632	Manicotto	Connector	Manchon	Muffe	1	
6	31854	Antivibrante	Damper	Element antivibrant	Vibrierschatelement	1	
7	N15195-G22	Dado	Nut	Ecrou	Mutter	1	
8	N1078-G22	Vite	Screw	Vis	Schraube	2	
9	43591	Rosetta in amianto	Asbestos washer	Rondelle du asbeste	Asbestscheibe	2	
10	30809	Rosetta in amianto	Asbestos washer	Rondelle du asbeste	Asbestscheibe	1	
11	43598	Tubo forato	Tube	Tuyau	Rohr	1	
12	43600	Fascetta	Clamp	Collier	Schelle	1	
13	43599	Scodellino	Cap	Cupelle	Hülse	1	
14	N2900-G22	Vite	Screw	Vis	Schraube	1	
15	9128	Dado	Nut	Ecrou	Mutter	1	
16	43597	Lana di roccia	Fiberglass	Lain de verte	Glas wolle	1	
17	N15536-G22	Rosetta elastica	Spring washer	Rondelle elastique	Federscheibe	2	
18	22271	Rosetta piana	Washer	Rondelle	Scheibe	2	
19	38608	Anello OR	«O» Ring	Joint «O»	Ring «O»	1	
20	N15506-G22	Rosetta piana	Washer	Rondelle	Scheibe	2	
21	N15504-G22	Rosetta piana	Washer	Rondelle	Scheibe	1	
22	N15193-G22	Dado	Nut	Ecrou	Mutter	1	
23	N1137-G22	Vite	Screw	Vis	Schraube	1	

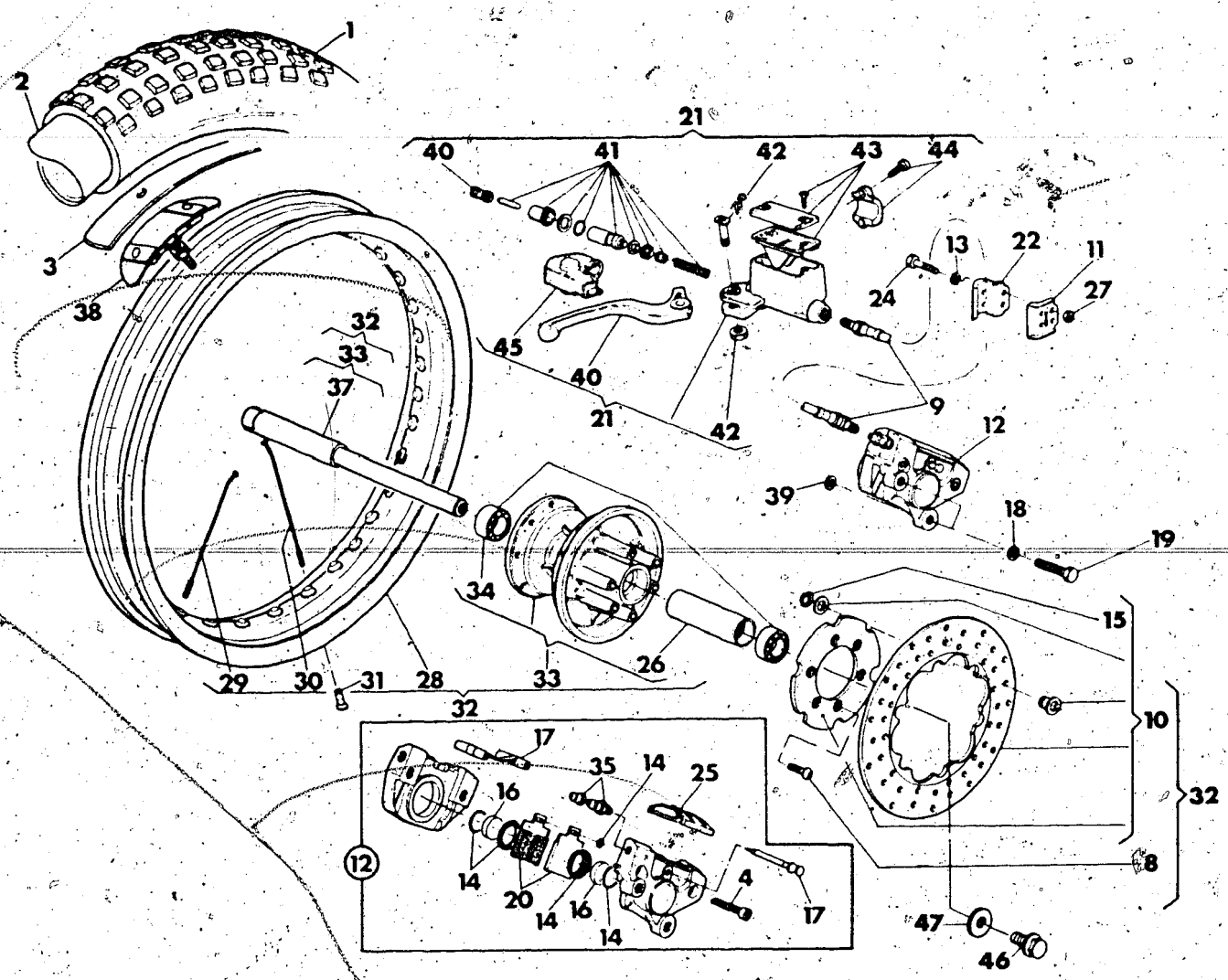

Index No. Pos. N.	Code N. Nr. Code N. Cod. Code Nr.	DENOMINAZIONE	NAME	DESIGNATION	BESHREIBUNG	Q.ty Q.tà Q.te M.ge	Validity Validità Validité Gultig
1	42168	Pneumatico 3,00×21'' MT35 Pirelli	Tire 3,00×21'' MT35 Pirelli	Pneu 3,00x21'' MT35 Pirelli	Streifen 3,00×21'' MT35 Pirelli	1	
2	18648	Camera d'aria	Inner tube	Chambre à air	Gummischlausch	1	
3	13346	Fascia copriraggi	Rim strip	Bande de jantes	Felgen band	1	
4	39729	Vite	Screw	Vis	Schraube	2	
5	N15538-G22	Rosetta elastica	Spring washer	Rondelle elastique	Federscheibe	2	
8	46426	Vite	Screw	Vis	Schraube	6	
9	43735	Tubo mandata olio	Oil pipe	Tuyau huile	Bremschelle	1	
10	48780	Disco freno completo	Brake disc assy.	Disque frein compl.	Bremscheibe Kpl.	1	
11	43736	Piastrina	Plate	Plaque	Platte	1	
12	43722	Pinza freno	Brake caliper	Caliper frein	Bremssattel	1	
13	N15504-G22	Rosetta piana	Washer	Rondelle	Scheibe	2	
14	29627	Gruppo revisione guarnizioni	Gasket set	Jeu joints	Dichtunssatz	1	
15	N21312-G0	Anello elastico	Circlip	Bague d'arret	Federring	6	
16	29058	Pistoncino	Piston	Piston	Kolben	2	
17	43724	Gruppo revis. perni past.	Pin repl. set	Jeu rempl. pivots	Stifsatz	1	
18	N15506-G22	Rosetta	Washer	Rondelle	Scheibe	2	
19	N1144-G22	Vite	Screw	Vis	Schraube	2	
20	39730	Coppia pastiglie	Pads couple	Paire patin	Bremsklotzpaar	1	
21	43734	Pompa comando freno ant.	Front brake pump	Pompe frein av.	Bremszylinder	1	
22	43737	Piastrina	Plate	Plaque	Platte	1	
24	N1080-G22	Vite	Screw	Vis	Schraube	2	
25	39726	Coperchio	Cover	Couvercle	Deckel	1	
26	41280	Distanziale interno	Spacer	Entretoise	Distanzstück	1	
27	41512	Dado	Nut	Ecrou	Mutter	2	
28	49597*	Cerchio WM1/1,6×21'' (TAKASAGO)	Rim WM1/1,6×21'' (TAKASAGO)	Jante WM1/1,6×21'' (TAKASAGO)	Felge WM1/1,6×21'' (TAKASAGO)	1	
	43101*	Cerchio WM1/1,6×21'' (AKRONT)	Rim WM1/1,6×21'' (AKRONT)	Jante WM1/1,6×21'' (AKRONT)	Felge WM1/1,6×21'' (AKRONT)	1	
29	43890	Raggio lato flangia	Spoke	Rayon	Speiche	18	
30	43889	Raggio lato disco	Spoke	Rayon	Speiche	18	
31	N29004	Nipplo	Nipple	Nipple	Nippel	36	
32	48783	Ruota ant. compl. senza pneumatico	Front wheel assy without tire	Roue av. compl. sans pneu	Vorderrad Kpl. ohne Streifen	1	
33	42172	Mozzo ant. completo	Hub assy	Moyeau compl.	Radnabe Kpl.	1	
34	15658	Cuscinetto	Bearing	Roulement	Lager	2	
35	36124	Gruppo revisione spurgo	Drain set	Jeu vidage	Entlüftungsschraube	1	
37	48771	Perno ruota	Axle	Axe	Stift	1	
38	49036	Staffa fermacopertone	Tire blend clamp	Plaque d'arrêt pneu	Sicherungsplatte	1	

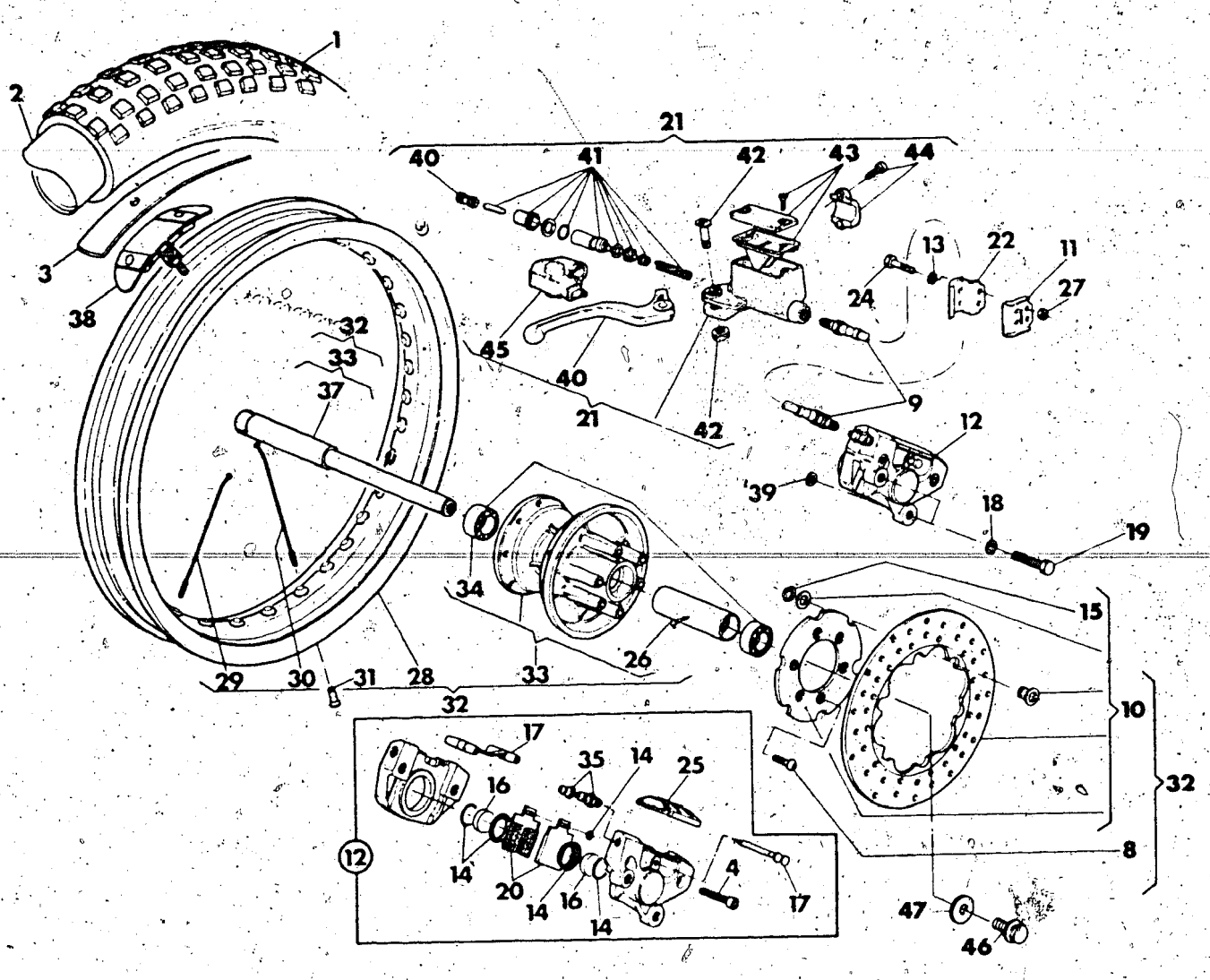

Index No. Pos. N.	Code N. Nr. Code N. Cod. Code Nr.	DENOMINAZIONE	NAME	DESIGNATION	BESHREIBUNG	Q.ty Q.tà Q.te M.ge	Validity Validità Validité Gultig
39		Rosetta di rasamento sp	Thrust washer	Rondelle d'epaulement	Anlaufscheibe	2	
	5893/20	0,2 mm	0,2 mm	0,2 mm	0,2 mm		
	5893/40	0,4 mm	0,4 mm	0,4 mm	0,4 mm		
	5893/60	0,6 mm	0,6 mm	0,6 mm	0,6 mm		
	5893/80	0,8 mm	0,8 mm	0,8 mm	0,8 mm		
40	46644	Leva completa di grano	Lever assy	Levier compl.	Hebel Kpl.	1	
41	46645	Gruppo revisione guarnizioni	Gasket Kit	Kit de joints	Dichtung rep. - Satz	1	
42	46664	Kit perno leva	Lever pin kit	Kit pivot-levier	Stift-Hebel Satz	1	
43	46665	Kit tappo	Plug Kit	Kit Bouchon	Kühlerschraube Satz	1	
44	46666	Kit cavallotto	Staple Kit	Kit Cavalier	Krampe Satz	1	
45	46667	Protezione leva	Lever guard	Protection levier	Hebelschutz	1	
46	48773	Vite fiss. perno ruota	Screw	Vis	Schraube	1	
47	48772	Rosetta	Washer	Rondelle	Scheibe	1	

*: In alternativa.
*: In alternative.
*: En alternative.
*: Die Auswhal.

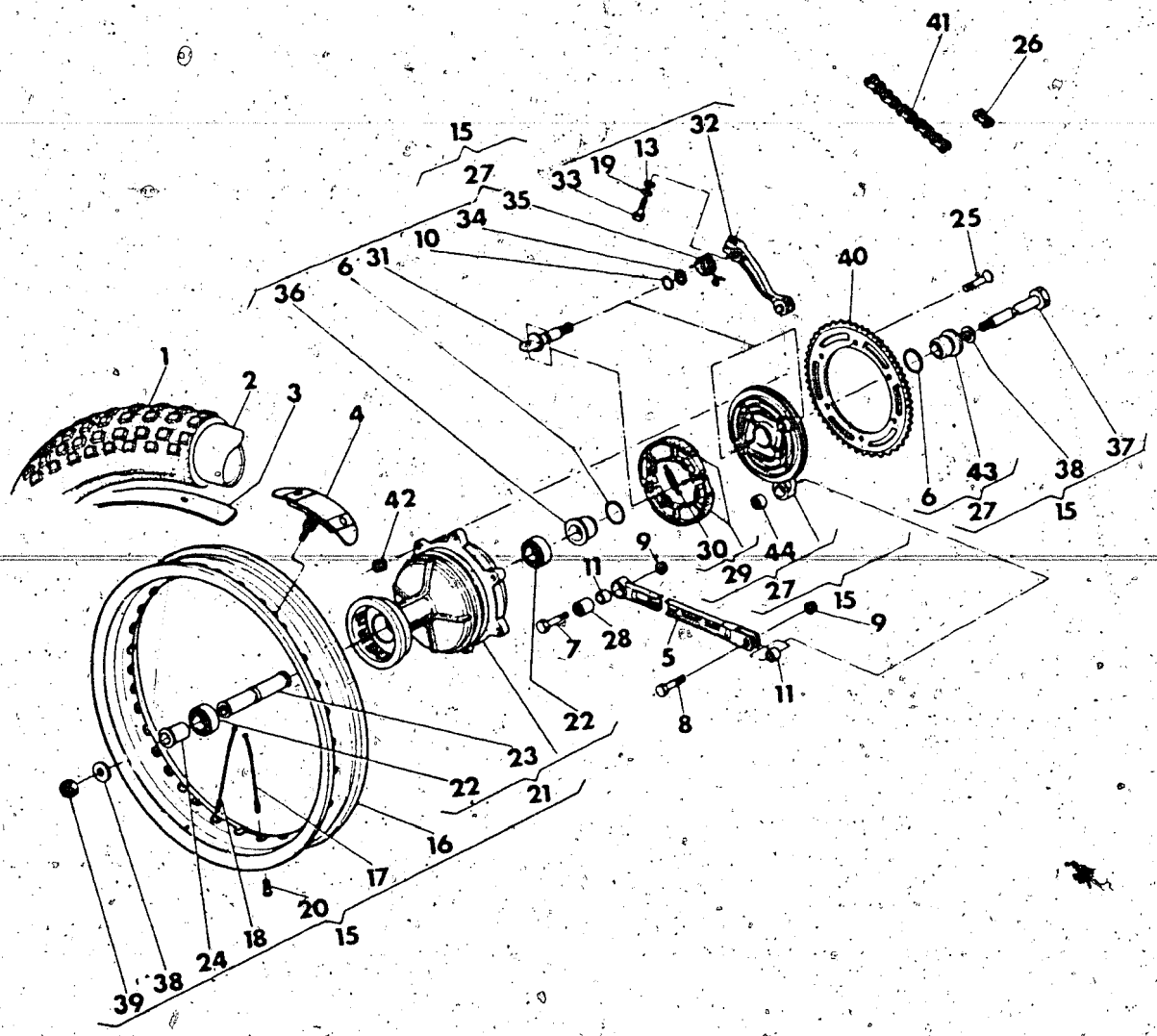

Index No. Pos. N.	Code N. Nr. Code N. Cod. Code Nr.	DENOMINAZIONE	NAME	DESIGNATION	BESHREIBUNG	Q ty Q tà Q te M ge	Validity Validità Validité Gultig
1	40754	Pneumatico 4,25×18'' MT35 Pirelli	Tire 4,25×18'' MT35 Pirelli	Pneu 4,25×18'' MT35 Pirelli	Reifem 4,25×18'' MT35 Pirelli	1	
2	33607	Camera d'aria	Inner tube	Chambre à air	Gummischlausch	1	
3	1688	Fascia copriraggi	Rim strip	Bande de jantes	Felgenband	1	
4	49035	Staffa blocc. pneumatico	Bracket	Bride	Befestigungsbugel	1	
5	43595	Tirante	Tie rod	Tirant	Zugstange	1	
6	41693	Anello OR	«O» Ring	Joint «O»	O-Ring	2	
7	43914	Vite	Screw	Vis	Schraube	1	
8	N1146-G22	Vite	Screw	Vis	Schraube	1	
9	40720	Dado	Nut	Ecrou	Mutter	2	
10	23114	Anello OR	«O» Ring	Joint «O»	O-Ring	1	
11	41720	Distanziale	Spacer	Entretoise	Distanzstück	2	
13	N15504-G22	Rosetta piana	Washer	Rondelle	Scheibe	1	
15	48787	Assieme ruota posteriore senza corona e pneumatico	Rear wheel assy without sprocket and tire	Roue AR compl. sans couronne et pneu	Hinterrad Kpl. ohne kranz und reifen	1	
16	49598•	Cerchio WM2/1,85×18'' (TAKASAGO)	Rim WM2/1,85×18'' (TAKASAGO)	Jante WM2/1,85×18'' (TAKASAGO)	Felge WM2/1,85×18'' (TAKASAGO)	1	
	41673•	Cerchio WM2/1,85×18'' (AKRONT)	Rim WM2/1,85×18'' (AKRONT)	Jante WM2/1,85×18'' (AKRONT)	Felge WM2/1,85×18'' (AKRONT)	1	
17	41674	Raggio lato corona	Spoke	Rayon	Speiche	18	
18	41675	Raggio lato flangia	Spoke	Rayon	Speiche	18	
19	N15536-G22	Rosetta elastica	Spring washer	Rondelle elastique	Federscheibe	1	
20	N29004	Nipplo	Nipple	Nipple	Nippel	36	
21	42177	Mozzo compl.	Hub assy	Moyeu compl.	Radnabe Kpl.	1	
22	41681	Cuscinetto	Bearing	Roulement	Lager	2	
23	42175	Distanziale interno	Spacer	Entretoise	Abstandsstuck	1	
24	42179	Distanziale esterno	Spacer	Entretoise	Abstandsstuck	1	
25	40796	Vite	Screw	Vis	Schraube	6	
26	37439	Giunto catena	Master link	Accouplement	Kupplung	1	
27	48786	Assieme coperchio portaceppi	Side plate assy.	Couvercle compl.	Deckel Kpl.	1	
28	41694	Cuscinetto a rullini	Needle bearing	Roulement a aiguilles	Nadelkafig	1	
29	41686	Ceppi freno completi	Brake shoe assy	Sabots de frein compl.	Bremsbacke Kpl.	1	

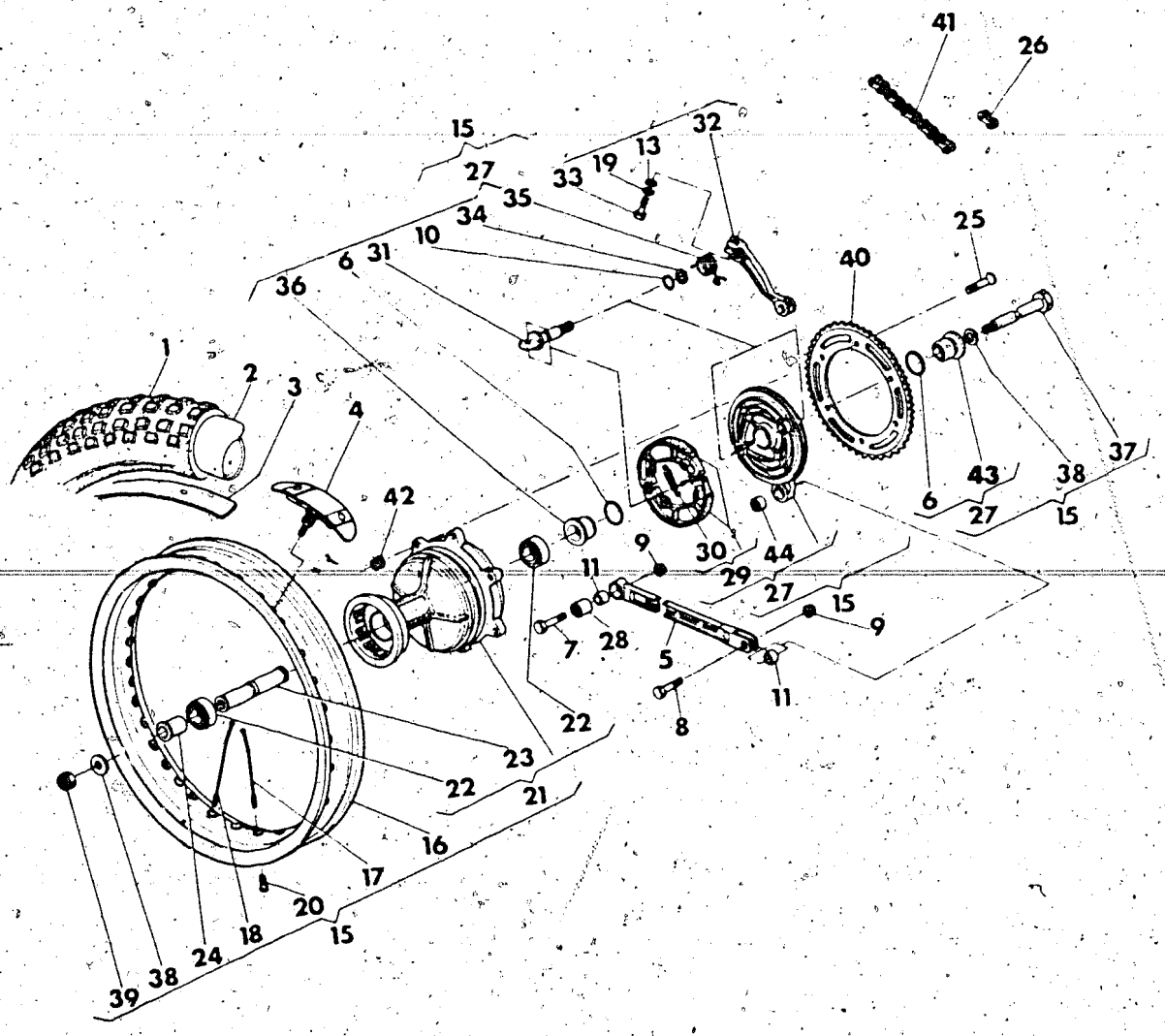

Index No Pos N.	Code N Nr. Code N. Cod. Code Nr.	DENOMINAZIONE	NAME	DESIGNATION	BESHREIBUNG	Q ty Q tà Q te M ge	Validity Validità Validité Gultig
30	38586	Molla	Spring	Ressort	Feder	2	
31	41690	Camma	Cam	Came	Nocken	1	
32	46913	Leva com. portaceppi	Lever	Levier	Steuerhebel	1	
33	N1083-G22	Vite	Screw	Vis	Schraube	1	
34	9854	Rosetta	Washer	Rondelle	Scheibe	1	
35	38963	Molla	Spring	Ressort	Feder	1	
36	48775	Distanziale	Spacer	Entretoise	Abstandsstuck	2	
37	43943	Perno ruota	Pin	Pivot	Stift	1	
38	31492	Rosetta	Washer	Rondelle	Scheibe	2	
39	46327	Dado	Nut	Ecrou	Mutter	1	
40	41698	Corona Z = 52 (di serie)	Sprocket Z = 52 (standard)	Couronne Z = 52 (en serie)	Kranz Z = 52 (in serie)	1	
	41696	Corona Z = 50	Sprocket Z = 50	Couronne Z = 50	Kranz Z = 50	1	
	41697	Corona Z = 51	Sprocket Z = 51	Couronne Z = 51	Kranz Z = 51	1	
	41699	Corona Z = 53	Sproket Z = 53	Couronne Z = 53	Kranz Z = 53	1	
	41700	Corona Z = 54	Sproket Z = 54	Couronne Z = 54	Kranz Z = 54	1	
41	44965	Catena REGINA 5/8'' × 6.5	Chain REGINA 5/8'' × 6.5	Chaine REGINA 5/8'' × 6.5	Katte REGINA 5/8'' × 6.5	1	
42	43283	Dado	Nut	Ecrou	Mutter	6	
43	48774	Distanziale	Spacer	Entretoise	Abstandsstuck	1	
44	41694	Cuscinetto a rullini	Needle bearing	Roulement à aiguille	Nadelkafig	1	

•: In alternativa
•: In alternative
•: En alternative
•: Die Auswhal

INDEX

INDICE - INDEX - INDEX - INHALTSVERZEICHNIS

Tavola - Drawing
Table - Bild

1	Attrezzi di assistenza - Service Tools - Outils d'assistance - Hilfsausrüstung
2	Testa, cilindro, pistone, manovellismo - Cylinder head, cylinder, piston, crankshaft - Culasse, cylindre, piston et manivelle - Zylinderkopf, zylinder, Kolben, Kurbeltrieb
3	Distribuzione - Valve timing - Distibution - Steuerung
4	Raffreddamento - Cooling - Refroidissement - Wasserkühlung
5	Basamento - Crankcase - Carter - Gehäuse
6	Coperchi basamento - Crankcase covers - Couvercles carter - Gehäusedeckel
7	Avviamento a pedale - Kick starter - Pedal de mise en marche - Tretnanlasse
8	Trasmissione primaria, Frizione - Primary drive, Clutch - Trasmission primarie, Embrayage - Erster antrieb, Kupplung
9	Cambio velocità - Transmission - Boîte de vitesse - Wechselgetriebe
10	Comando cambio - Shifter - Commande de vitesse - Gangschaltung
11	Parte elettrica - Ignition system - Parties électriques - Elektrische teile
12*	Carburatore - Carburetor - Carburateur - Vergaser
12A•	Carburatore - Carburetor - Carburateur - Vergaser
13	Aspirazione e filtro aria - Air box and filter - Aspiration et filtre - Ansaugen und filter
14	Telaio - Frame assembly - Châssis - Rahmen
15	Sospensione anteriore - Front fork assembly - Suspension AV. - Teleskopgabel
16	Forcellone, sospensione posteriore - Swing arm and rear suspension - Fourche, suspension AR. - Gabel, Hint. Aufhängung
17	Manubrio e comandi - Handlebar and controls - Guidon et commandes - Lenke und Steverorgane
18	Comando freno posteriore - Rear brake control - Commande frein AR - Hinto Bremse
19	Carenature, parafanghi, sella, manuale uso e man. - Fenders, chain guard, seat and owner's manual - Carenature, garde-boues, siège et emploi d'entretien - Verkleidung, Koftlügel, sattel und Handbuch
20	Serbatoio carburante - Gas tank - Reservoir carburant - Kraftstoffbehälter
21	Scarico - Exhaust system - Tuyau d'échappement - Auspuffrohr
22	Ruota anteriore - Front wheel - Roue AV - Vorterrad
23	Ruota posteriore - Rear wheel - Roue AR - Hinterrad

*: F.m. 4N002485
•: D.m. 4N002486

INFORMAZIONI GENERALI

Questo catalogo è stato preparato per richiedere con esattezza le parti di RICAMBIO del motociclo **WXM 125/86 CROSS.**
Nelle ordinazioni indicare sempre e solamente:
1) il numero dei particolari seguito dalla descrizione;
2) il colore per i pezzi verniciati o comunque colorati;
3) il numero d'identificazione (matricola) del motociclo.
Le indicazioni di destra e sinistra si riferiscono ai due lati della macchina rispetto al guidatore seduto in sella.

GENERAL INFORMATION

This catalog has been prepared for your convenience when ORDERING PARTS for **WMX 125/86 CROSS**

The following instructions should be followed very carefully when ordering parts:
1) indicate part number and description;
2) indicate colour for painted parts;
3) indicate V.I.N. number.
Right side and left side indicated in this catalog are referred to rider seating on motorcycle.

INFORMATIONS GENERALES

Ce catalogue a été préparé pour faciliter le client dans sa commande de pièces de RECHANGE pour les motocyclettes **WMX 125/86 CROSS.**
Pour toute commande, indiquer toujours et soulements:
1) le numéro de la piece suivi de sa description;
2) la couleur des pièces peintes;
3) le numéro d'identification (matricule) de la motocyclette.
Les indications del droite e gauche se rapportent aux deux côtes de la motocyclette par rapport au conducteur assis sur la selle.

ALLGEMEINE INFORMATIONEN

Dieser Katalog wurde vorbereitet um die Möglichkeit zu geben, dass die ERSATZTEILE mit höchster Genauigkeit angefordet werdwn Können und zwar für das Motorrad **WMX 125/86 CROSS.**
1) den Auftägen ist immer und nur folgendes anzugeben;
2) die Farbe für die lakierten Teile;
3) die Herstellungsnummer des Motorrades.
Die Angaben fur rechts und links beziehen sich auf die beiden Seiten des Motorrades und zwar so gesehen, wie es der Fahrer sieht, wenn er im Sattel sitzt.

NOTE - LIST - NOTES - NOTE:
F.m.: Fino alla matricola - Until V.I.N. - Jusqu'au matricule - Bis zu Matrikee
D.m.: Dalla matricola - From V.I.N. - Du matricule - Vom Matrikel

D	:	Germania, Germany, Allemagne, Deutschland
CH	:	Svizzera, Switzerland, Suisse, Schweizer
LI	:	Ligier, Ligier, Ligier, Ligier
I	:	Italia, Italy, Italie, Italien
USA	:	Stati Uniti d'Amena, United States of America, Etats Units d'Amerique, Verenigte Staaten von Amerika
GB	:	Gran Bretagna, Great Britain, Grand Bretagne, Groos Britan
BR	:	Brasile, Brazil, Brasile, Brasilien
CDN	:	Canada, Canada, Canada, Kanada
TA	:	Tahiti, Tahiti, Tahiti, Tahiti

Il n° di matricola iniziale del motociclo WMX 125/86 CROSS è 4N001501.
Initial part number of the motorcycle WMX 125/86 CROSS is 4N001501.
Le primere numéro de matricule de la motorcyclette WMX 125/86 CROSS est 4N001501.
Die nummer der anfangsmatrikel vom motorrad WMX 125/86 CROSS ist 4N001501.

Emesso: Novembre 1985
Jussed: November 1985
Imprimé: Novembre 1985
Herausgegeben: November 1985

INDICE NUMERICO PROGRESSIVO / NUMERICAL INDEX / INDEX NUMERIQUE / NUMMERNVERZEICHNIS

DISEGNO DRAWING DESSIN ZEICHNUNG	PAGINA PAGE PAGE SEITE	DISEGNO DRAWING DESSING ZEICHNUNG	PAGINA PAGE PAGE SEITE	DISEGNO DRAWING DESSING ZEICHNUG	PAGINA PAGE PAGE SEITE
1199	28	21929	5	32867	18
1261/20	16	22271	27-29	33055	3
1261/30	16	22613	8	33192	13
1261/50	16	22946	11	33211	18
1271/80	16	23114	32	33303	15
1261/100	16	23158	17	33424	14
1676	20	23979	18	33427	14
1688	32	23981	18	33536	28
1911	20	23983	18	33564	23
2124	10	23985	18	33607	32
2709	16-17	23990	18	33781	13
4103	18	25044	13	34002	22
4167	24	25397	4	34013	13
4553/30	12	27142	20	34064	10
4553/60	12	27143	20	34067	10
4553/80	12	27521	5-22	34083	8
4646	22	27910/31	18	34087	13
5761/52	18	27912/40	18	34128/14	18
5761/55	18	27960	11	34204	10
5893/20	31	28055/30	14	34292/3 ÷ 6	6
5893/40	31	28055/80	14	34358	4
5893/60	31	28055/100	14	34451	11
5893/80	31	29042	18	34475	10
5934	23	29058	30	35086	18
6096/8	14	29116	21	35106	13
6597	10-11	29117	21	35109	13
6725/3	10	29452/266	18	35408	4
6925	26	29452/264	18	35620	6
7719	10	29627	30	35900	23
7989/30	14	29861	16	36124	30
7989/50	14	30232	27	36334	7
7989/80	14	30343	25	36357	10
7989/100	14	30344	25	36380	10
9128	29	30793	14	36430/5/6/7/8	14
9671	12	30794	18	36430/10	14
9854	33	30809	29	36440	8
10290	10	30820	13	36441	14
10904/3	12	31060	28	36459	14
11524	10	31106	22	36461	16
11794/3 ÷ 6	5	31428	21	36462	16
12029	18	31388	11	36463	16
12030	18	31485	13	36468	22
12032/70	18	31492	33	36653	10
12033	18	31632	29	37078	4
12034	18	31743	14	37120	11
12041/190	18	31748	7-10	37121	8
12041/195	18	31748	11	37133	10
12045	18	31756/8	9	37134	11
12046	18	31768	14	37135	11
12048	18	31773	14	37136	10
12451	18	31813	13	37198	10
12723	26	31830	13	37439	32
13346	30	31854	29	37622	19
14822	9	32064	23	37632	19
15658	30	32065	21	37636	8-27
17040	16	32069/80	24	37637	28
18048	19	32069/100	24	37650	28
18648	30	32069/120	24	37656	8-27
18922	28	32102	28	37745	24-28
19563	13	32203	12	37746	19
19620	10	32389	10	37841	25
19789	15	32854	18	37872	19
20066	23	32855	18	37906	19
21810	17	32859/36	18	37947	19
21811	17	32860	18	37961	21
21812	25-28	32861	18	37969	22
21954	21	32866	18	37982	21

N° CATALOGO - CATALOG No. - Nr. CATALOGUE - KATALOG Nr.: 50516 PAGINA EMESSA Novembre '85 - PAGE ISSUED November '85 - PAGE IMPRIME Novembre '85 - SEITE HERAUSGEGEBEN November '85

INDICE NUMERICO PROGRESSIVO / NUMERICAL INDEX / INDEX NUMERIQUE / NUMMERNVERZEICHNIS

DISEGNO DRAWING DESSIN ZEICHNUNG	PAGINA PAGE PAGE SEITE	DISEGNO DRAWING DESSING ZEICHNUNG	PAGINA PAGE PAGE SEITE	DISEGNO DRAWING DESSING ZEICHNUG	PAGINA PAGE PAGE SEITE
37991	22	38805	25	42175	32
38110/30	15	38956	23	42177	32
38110/80	15	38963	33	42179	32
38110/90	15	39031	27	42240	7
38110/100	15	39338/3	15	42277	4
38110/110	15	39338/4	15	42278	7
38115	24	39338/5	12-15	42351	18
38214	11	39630	4	42487	16
38215	11	39726	30	42548	14
38216	9	39729	30	42643	10
38265	7	39730	30	42672	26
38388	13	39876	13	42673	26
38389	13	39899	4	43065	5
38397	6	39900	17	43067	4
38419/3 ÷ 8	7	39925	5	43101	30
38438	13	39930	14	43122	8
38439	10	39931	14	43123	8
38515	10	39932	14	43124	8
38516	10	39934	14	43159	23
38518	10	39936	15	43283	33
38519	7-11	39937	14	43353	21
38520	4-11	39939	14	43441	20
38529	4	39940	14	43474	20
38531/1 ÷ 4	4	40220	13	43496	20
38533/3 ÷ 6	4	40393	14	43513	13
38533/8	4	40684	25	43524	23
38534	4	40719	20	43526	23
38535	4	40720	20-24-32	43527	23
38549	9	40754	32	43530	23
38550	9	40767	28	43534	23
38551	9	40796	32	43535	23
38552	8	40813	28	43537	24
38553	8	40833	21	43538	23
38586	33	40907	3	43540	24
38608	29	40913	11	43541	24
38610	12	41100	14	43587	26
38612	12	41107	16	43590	29
38613	12	41253	21	43591	29
38614	12	41280	30	43592	28
38615	12	41394	21	43593	28
38616	12	41512	23-26-30	43595	32
38617	12	41673	32	43595	32
38618	12	41674	32	43597	29
38620	12	41675	32	43598	29
38622	12	41681	32	43599	29
38623	12	41686	32	43600	29
38624	12	41690	33	43633	8
38706	16	41693	32	43634	8
38707	16	41694	32-33	43635	8
38708	16	41696	33	43636	27
38711	16	41697	33	43637	8
38712	16	41698	33	43638	8
38713	16	41699	33	43639	8
38721	16	41700	33	43640	8
38724	16	41707	23	43709	34
38726	13	41712	23	43714	8
38727	13	41714	23	43715	8
38728	16	41720	32	43716	8
38748	28	42022	23	43717	8
38752	28	42023	17-24	43718	3
38764	24	42024	23	43719	3
38767	24	42027	23	43720	3
38768	24	42028	23	43722	30
38769	25	42029	23	43724	30
38799	25	42030	23	43726	24
38801	25	42168	30	43734	30
38802	25	42172	30	43736	30

INDICE NUMERICO PROGRESSIVO / NUMERICAL INDEX / INDEX NUMERIQUE / NUMMERNVERZEICHNIS

DISEGNO DRAWING DESSIN ZEICHNUNG	PAGINA PAGE PAGE SEITE	DISEGNO DRAWING DESSING ZEICHNUNG	PAGINA PAGE PAGE SEITE	DISEGNO DRAWING DESSING ZEICHNUG	PAGINA PAGE PAGE SEITE
43737	30	47160	16	49495	24
43738	27	47282	13	49527	22
43739	27	47487	20	49528	22
43747	27	47496	16	49597	30
43822	25	47513	22	49598	32
43823	3	47519	14	[illegible]	9
43824	3	47520	15	[illegible]	27
43825	26	47571	24	[illegible]	5
43889	30	47853	16	49788	5
43890	30	47903	21	49792	4
43914	32	47981	22	49933	28
43943	33	47982	22	50018	28
43944	20	48380	21	50019	27
43945	20	48396	21	50020	27
43946	20	48401	22	50275	27
43947	20	48408	27	50665	21
43965	5	48414	27	50666	21
43966	4	48413	27	50667	22
43980	8	48415	27	50668	21
43981	8	48419	24	50669	21
44014	20	48435	23	50670	22
44068	18	48436	23	50671	22
44091	19	48437	29	50672	22
44293	18	48530	20	50673	21
44314	17	48531	20	50675	22
44393	21	48533	20	50676	22
44396	21	48534	20	50677	22
44944	22	48535	20	50678	22
44965	33	48661	25	50679	22
44978	11	48752	26	50680	22
45022	10	48753	26	50681	22
45030	21	48770	24	50682	21
45062	13	48771	30	50683	21
45381	5	48772	31	50684	21
45426	29	48773	31	50685	22
45490	27	48774	33	50686	21
45491	27	48775	33	N1049-G22	7
45492	27	48780	30	N1077-G22	10-27-35
45493	27	48783	30	N1078-G22	27-29
45495	24	48786	32	N1079-G0	16
45497	24	48787	32	N1079-G22	17-23-27
45498	20	48837	20	N1080-G22	30
45499	20	48838	20	N1081-G22	13-16-26-27
46139	28	48840	26	N1083-G22	33
46140	24	48888	25	N1085-G22	26
46145	25	48913	25	N1089-G22	23
46155	5	48915	25	N1137-G22	29
46159	10	48916	25	N1140-G22	20
46169	29	48917	25	N1144-G22	30
46171	23	48918	25	N1146-G22	32
46172	24	48919	30	N1152-G22	20
46173	24	48954	7	N1153-G22	20
46225	16	48955	7	N2482-G22	15
46226	16	48956	6	N2487-G22	13-17
46327	33	48957	6	N2489-G22	7
46383	17	48962	17	N2505-G22	10
46412	3	48970	19	N2509-G22	4-11
46426	30	48971	19	N2511-G22	4-8
46644	31	49035	32	N2512-G22	10
46645	31	49036	30	N2514-G22	10
46664	31	49465	14	N2517-G22	8
46665	31	49466	14	N2557-G22	21-24
46666	31	48487	24	N2558-G22	21
46667	31	49489	24	N2569-G22	20
46694	27	49492	24	N2870-G22	7
46913	33	49493	24	N2900-G22	29-35
46965	11	49494	24	N4103-G22	25

INDICE NUMERICO PROGRESSIVO / NUMERICAL INDEX / INDEX NUMERIQUE / NUMMERNVERZEICHNIS

DISEGNO DRAWING DESSIN ZEICHNUNG	PAGINA PAGE PAGE SEITE	DISEGNO DRAWING DESSING ZEICHNUNG	PAGINA PAGE PAGE SEITE	DISEGNO DRAWING DESSING ZEICHNUG	PAGINA PAGE PAGE SEITE
N7330-G22	7				
N7335-G22	11				
N7350-G22	28				
N7540-G22	27				
N15031-G22	6				
N15032-G22	7				
N15033-G22	26				
N15064-G22	20-24				
N15066-G22	24				
N15193-G19	8-21-27-29				
N15195-G22	29				
N15213-G22	24				
N15501-G22	27				
N15503-G22	15-17				
N15504-G22	4-20-21-23 26-29-30-32				
N15506-G22	20-24-29-30				
N15508-G22	23				
N15536-G22	17-27-29-32				
N15538-G22	29-30				
N15548-G22	19-24				
N15549-G22	8-19-27				
N15580	11				
N15766-G22	17				
N20067-G22	26				
N21002	17				
N21202-GO	12-16				
N21204-GO	12				
N21206	12				
N21213	12				
N21300-GO	22				
N21312-GO	30				
N21507	12				
N21938	21				
N29004	30-32				